



مركز الإحصاء  
STATISTICS CENTRE

# Building Completion **2014** Statistics

## Second Quarter

Date of Release: July 2014

## Table of Contents

Introduction.....	3
Key Points .....	4
Distribution of Building Completions by Region .....	5
Distribution of Building Completions by Region and Type.....	6
Distribution of Building Completions by Type of Use and Region .....	7
Distribution of Residential Units Completions by Region.....	9
Average Estimated Cost of Construction by Building Area .....	9
Glossary.....	10
Technical Notes.....	11

## **Introduction**

The Statistics Centre - Abu Dhabi (SCAD) is pleased to present the Building Completions publication for the second quarter of 2014 for the three regions of the Emirate of Abu Dhabi. The publication, which includes data gathered from the Abu Dhabi administrative records, provides analysis on the total number of completed buildings by region. In addition, it includes statistics of completed buildings by building type, building use and building area and cost.

The last section of the publication contains technical notes and definitions on building completions. Statistics in this publication have been compiled using administrative data collected from the Municipalities of the Emirate of Abu Dhabi.

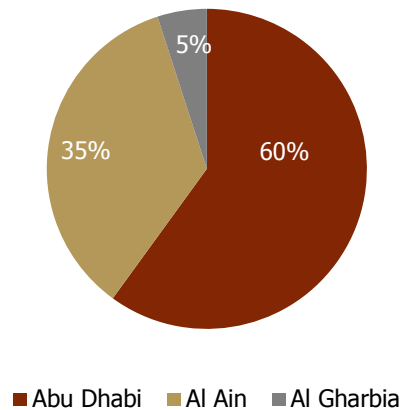
## Key Points

- The number of buildings completed (new and additions) in the Emirate of Abu Dhabi during the second quarter of 2014 totaled 866 buildings.
- The number of new buildings completed in the Emirate of Abu Dhabi during the second quarter of 2014 totaled 742 buildings.
- The number of residential buildings completed in the Emirate of Abu Dhabi during the second quarter of 2014 totaled 775 buildings.
- The number of residential units completed in the Emirate of Abu Dhabi during the second quarter of 2014 totaled 1,422 units.
- The average construction cost per square meter in the Emirate of Abu Dhabi for buildings completed during the second quarter of 2014 amounted to AED 3,240.

## Distribution of Building Completions by Region

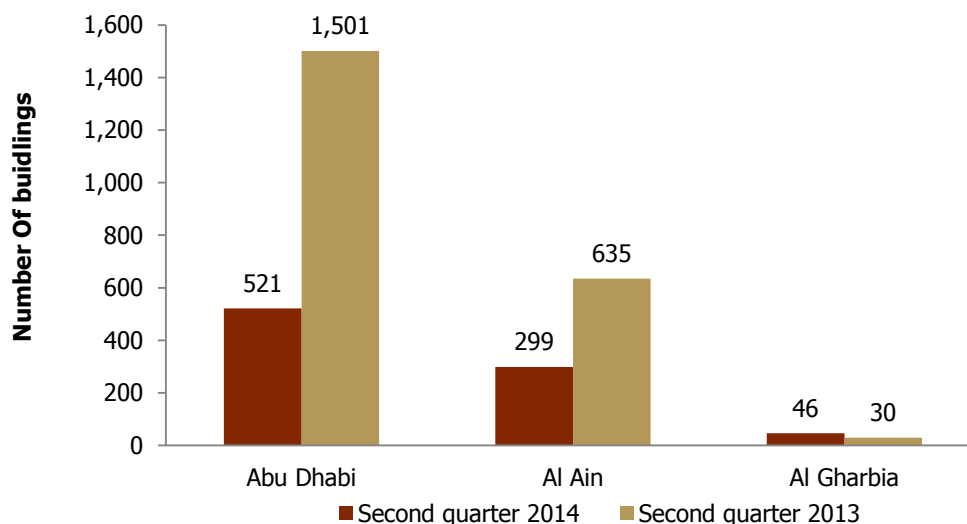
The number of buildings completed in the Emirate of Abu Dhabi during the second quarter of 2014 was 866, of which 60% was in the Abu Dhabi region. At the same time, buildings completed in the Al Ain and Al Gharbia regions contributed 35% and 5% of the total.

**Figure (1) Distribution of building completions by region, second quarter 2014**



The number of buildings completed in the Abu Dhabi region during the second quarter of 2014 equaled 521 buildings. The number of buildings completed in the Al Ain region during the same period totaled 299 buildings. In the Al Gharbia region, the number of buildings completed has increased to 46 compared with 30 during the same period in 2013, as shown in Figure (2).

**Figure (2) Building completions by region, second quarter of 2014 and second quarter of 2013**



### Distribution of Building Completions by Region and Type

The number of new buildings completed in the Emirate of Abu Dhabi during the second quarter of 2014 totaled 742, while the number of additions i.e. adding a building on the same piece of land or adding a unit to an existing building totaled 124 additions.

**Table (1) Building completions by region and type, second quarter of 2014 and second quarter of 2013**

Region	Type	Second quarter 2014	Second quarter 2013
Abu Dhabi	New building	407	1,074
	Addition	114	427
Al Ain	New building	177	529
	Addition	10	106
Al Gharbia	New building	46	30
	Addition	0	0
Abu Dhabi Emirate	<b>New building</b>	<b>742</b>	<b>1,633</b>
	<b>Addition</b>	<b>124</b>	<b>533</b>
<b>Total</b>		<b>866</b>	<b>2,166</b>

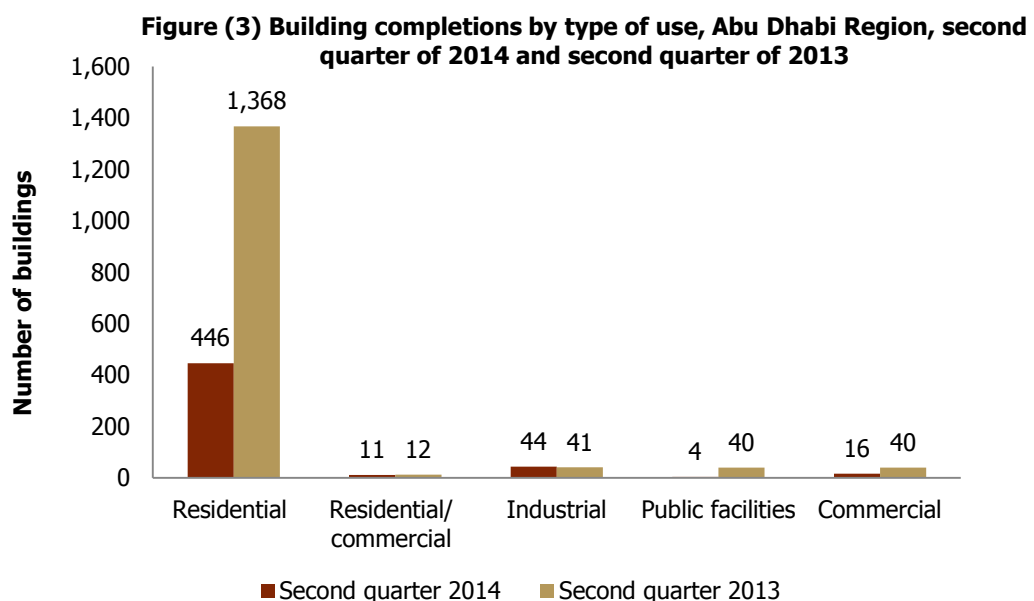
## Distribution of Building Completions by Type of Use and Region

The results from an analysis of administrative data shows that 88.2% of the buildings completed in the Emirate of Abu Dhabi during the second quarter of 2014 were in the residential category. Industrial and commercial buildings accounted for 5.5% and 3.8% respectively.

**Table (2) Building completions by type of use and region, second quarter of 2014**

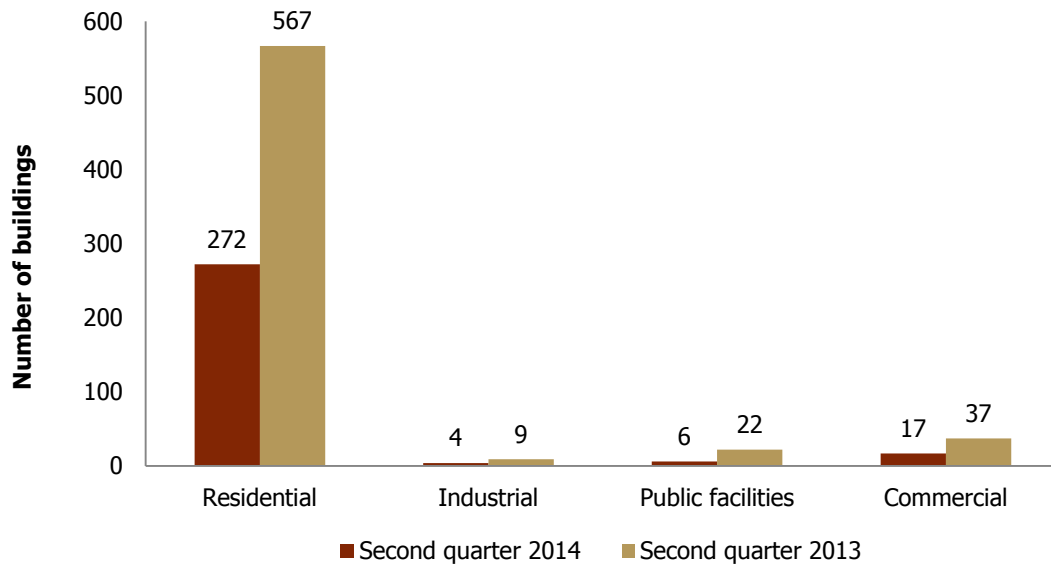
Type of building	Abu Dhabi	Al Ain	Al Gharbia	Total
Residential	446	272	46	<b>764</b>
Residential/ Commercial	11	0	0	<b>11</b>
Industrial	44	4	0	<b>48</b>
Public facilities	4	6	0	<b>10</b>
Commercial	16	17	0	<b>33</b>
<b>Total</b>	<b>521</b>	<b>299</b>	<b>46</b>	<b>866</b>

As shown in Figure (3), the majority of buildings completed in the Abu Dhabi region during the second quarter of 2014 were residential, equaling 446 buildings, while 44 industrial and 16 commercial buildings were completed over this period.



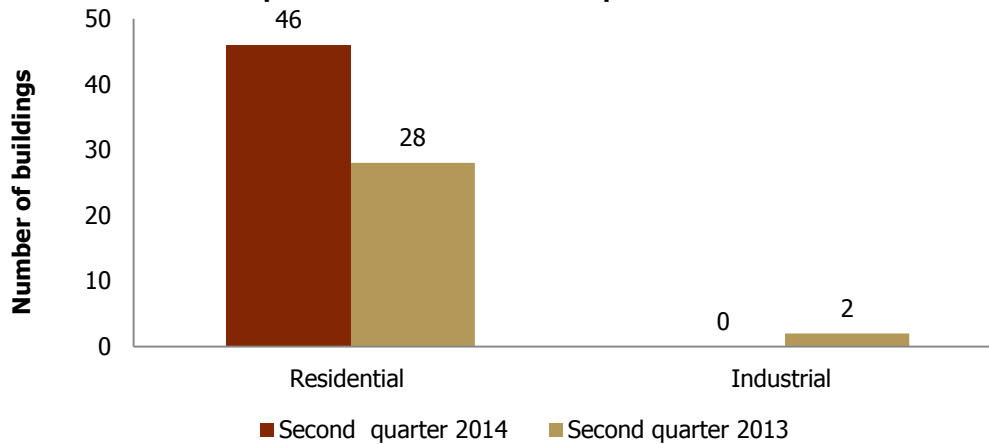
The number of residential buildings completed in the Al Ain region in the second quarter of 2014 equaled 272, while 17 commercial and 4 industrial buildings were completed, as shown in Figure (4).

**Figure (4) Building completions by type of use, Al Ain region, second quarter of 2014 and second quarter of 2013**



In the Al Gharbia region, the number of residential units completed in the second quarter of 2014 increased to 46 compared with 28 in the second quarter of 2013, as shown in Figure (5).

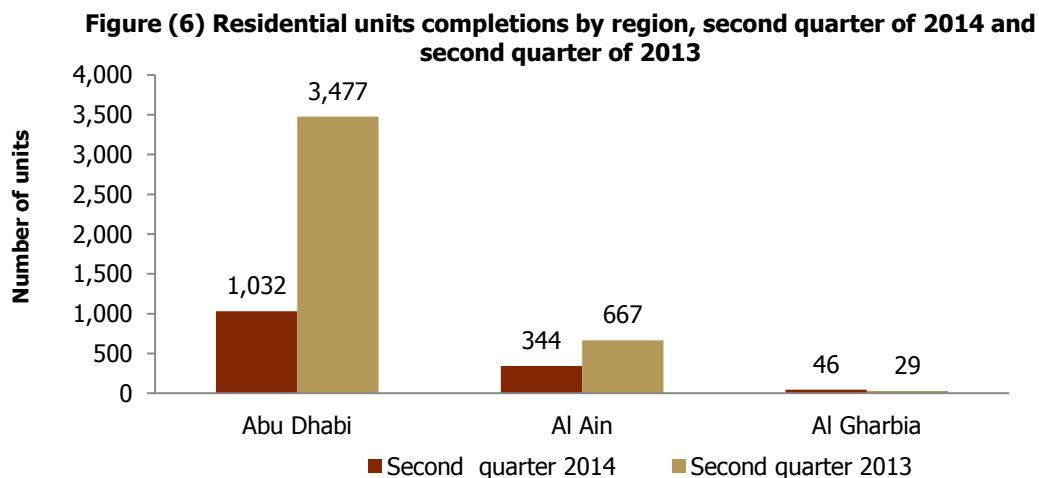
**Figure (5) Building completions by type of use, Al Gharbia region, second quarter of 2014 and second quarter of 2013**





## Distribution of Residential Units Completions by Region

The number of residential units completed in the Abu Dhabi region during the second quarter of 2014 was 1,032 units. In the Al Ain region, the number of residential units completed during the second quarter of 2014 totaled 344 units. In the Al Gharbia region, the number of residential units completed increased to 46 units during the second quarter of 2014, compared with 29 in the second quarter of 2013.



## Average Estimated Cost of Construction by Building Area

During the second quarter of 2014, the average estimated construction cost per square metre in the Emirate of Abu Dhabi ranged between AED 2,913 and AED 3,725 depending on the total built area, the interior finishes and type of use. The highest construction cost of AED 3,725 per square metre was for buildings with a construction area between 300 and 599 square metres. The lowest construction cost was AED 2,913 per square metre for buildings with a total construction area between 900 and 1200 square metres.

**Table (3) Average estimated cost per square metre by construction area and region, second quarter of 2014**

Construction area (m <sup>2</sup> )	Abu Dhabi	Al Ain	Al Gharbia	Abu Dhabi Emirate
300- 599	3,776	4,066	3,333	<b>3,725</b>
600- 899	3,717	2,992	3,208	<b>3,306</b>
900- 1200	4,199	2,251	2,290	<b>2,913</b>
More than 1200	3,954	2,311	2,784	<b>3,016</b>

## Glossary

### Type of building

**New building:** new architectural structure built on an empty piece of land.

**Additions:** adding a building to a piece of land already containing one existing building, or extending an existing building.

### Type of use

**Residential:** residential buildings with different architectural forms and used for residential purposes.

**Industrial:** industrial buildings used to conduct industrial activity e.g. factories.

**Commercial:** buildings are used for commercial purposes e.g. stores, offices, groceries, markets and exhibitions... etc.

**Residential commercial:** buildings that consist of several floors and used for both commercial and residential purposes. Mostly, the ground floor consists of a commercial shop and other floors contain residential apartments (buildings and towers).

**Public facilities:** buildings owned by the government and used by the public e.g. a mosque, government educational centres, public parks..... etc.).

**Agricultural buildings:** buildings and structures designed for farming and agricultural practices, including but not limited to: growing and harvesting of crops and raising livestock and animals.

**Other:** include buildings not classified in any of the above items.

**Number of residential units:** total number of units allocated for residential purpose within the building, regardless of the type of use, whether it is residential only, or residential and commercial.

**Land area:** is the total land area built on or a part thereof.

**Total built area:** is the actual land area that is already built on. In case of multi-story buildings, the area of all floors is also included.

**Number of buildings:** Total number of buildings on the land allocated for construction and included in the certificate of completion form.

**Estimated cost:** total expected amount to complete construction of the building until it is handed over.

## **Technical Notes**

### **Scope of the work**

This publication covers statistics related to the "certificate of completion" of the buildings registered in different regions in the Emirate of Abu Dhabi, which are issued by Abu Dhabi, Al Ain and Al Gharbia Municipalities.

### **Reference period**

Data are collected from the Municipalities in the Emirate of Abu Dhabi at the end of each calendar month for 2014.

### **Data collection**

The questionnaires are distributed to the municipalities, where it should be completed by the municipality representative of both the engineering office and the contractor, along with the certificate of building completion. Following this, the questionnaires are collected from Municipalities, audited by statistical specialists in the Statistics Centre – Abu Dhabi, coded and entered into a database program for the compilation process. The final stage includes data tabulation and extracting of the preliminary results for further analysis and release of the Building Completion Statistics publication.

