



مركز الإحصاء
STATISTICS CENTRE

Building Completion Statistics

2015
Second Quarter

Released Date: August 2015

Table of Contents

Introduction.....	3
Key Points	4
Distribution of Building Completions by Region	5
Distribution of Building Completions by Region and Type	6
Distribution of Building Completions by Type of Use and Region	7
Distribution of Building Completions by District and Region	7
Distribution of Residential Units Completions by Region.....	10
Average Estimated Cost of Construction by Building Area.....	13
Glossary	13
Technical Notes	15

Introduction

The Statistics Centre - Abu Dhabi (SCAD) is pleased to present the Building Completions publication for the second quarter of 2015 for the three regions of the Emirate of Abu Dhabi. The publication, which includes data gathered from the Abu Dhabi administrative records, provides analysis on the total number of completed buildings by region. In addition, it includes statistics of completed buildings by building type, building use and building area and cost.

The last section of the publication contains technical notes and definitions on building completions. Statistics in this publication have been compiled using administrative data collected from the Municipalities of the Emirate of Abu Dhabi.

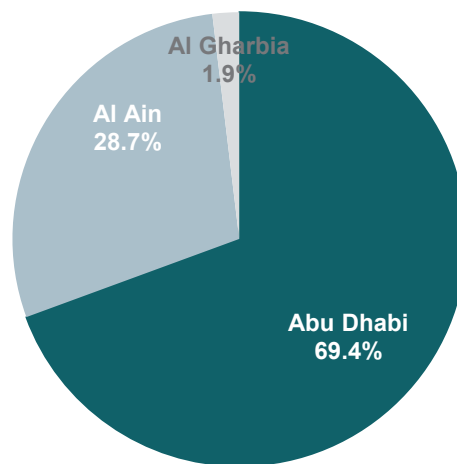
Key Points

- The number of buildings completed (new and additions) in the Emirate of Abu Dhabi during the second quarter of 2015 totaled **1,076** buildings.
- The number of new buildings completed in the Emirate of Abu Dhabi during the second quarter of 2015 totaled **914** buildings.
- The number of residential buildings completed in the Emirate of Abu Dhabi during the second quarter of 2015 totaled **928** buildings.
- The number of residential units completed in the Emirate of Abu Dhabi during the second quarter of 2015 totaled **1,545** units.
- The average construction cost per square metre in the Emirate of Abu Dhabi for buildings completed during the second quarter of 2015 amounted to AED **2,839**.

Distribution of Building Completions by Region

The number of buildings completed in the Emirate of Abu Dhabi during the second quarter of 2015 was 1,076 buildings of which 69.4% was in the Abu Dhabi region. At the same time, buildings completed in the Al Ain and Al Gharbia regions contributed 28.7% and 1.9% of the total.

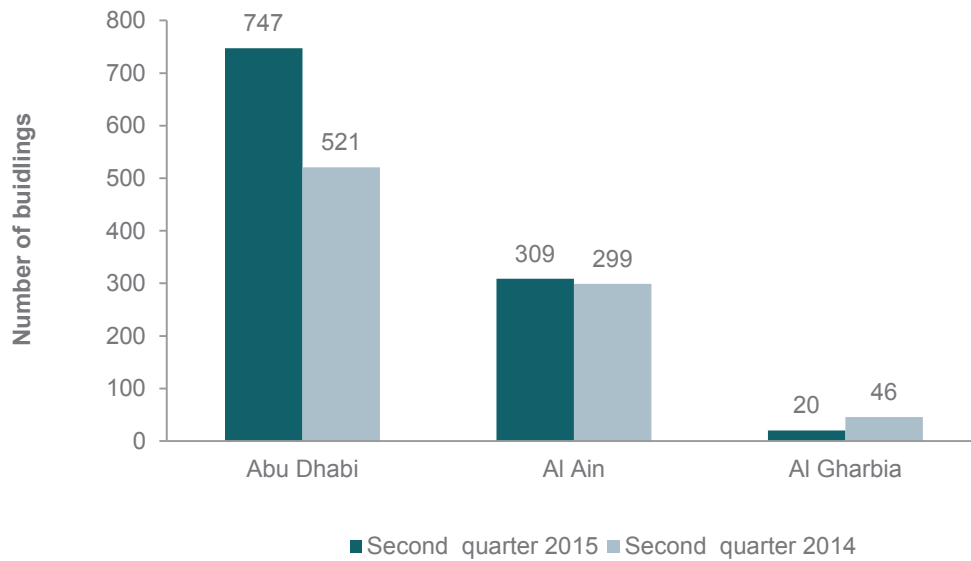
Figure 1: Distribution of building completions by region, second quarter 2015



Source: Statistics Centre - Abu Dhabi

The number of buildings completed in the Abu Dhabi region during the second quarter of 2015 equaled 747 buildings. The number of buildings completed in the Al Ain region during the same period totaled 309 buildings. In the Al Gharbia region, the number of buildings completed has declined to 20 compared with 46 during the same period in 2014, as shown in Figure (2).

Figure 2 : Building completions by region, second quarter of 2015 and second quarter of 2014



Source: Statistics Centre - Abu Dhabi

Distribution of Building Completions by Region and Type

The number of new buildings completed in the Emirate of Abu Dhabi during the second quarter of 2015 totaled 914 buildings, while the number of additions i.e. adding a building on the same piece of land or adding a unit to an existing building totaled 162 additions.

Table 1: Building completions by region and type, second quarter of 2015 and second quarter of 2014

Region	Type	Second Quarter 2015	Second Quarter 2014
Abu Dhabi	New building	589	407
	Addition	158	114
Al Ain	New building	305	289
	Addition	4	10
Al Gharbia	New building	20	46
	Addition	0	0
Abu Dhabi Emirate	New building	914	742
	Addition	162	124
Total		1,076	866

Source: Statistics Centre - Abu Dhabi

Distribution of Building Completions by Type of Use and Region

The results from an analysis of administrative data shows that 83.0% of the buildings completed in the Emirate of Abu Dhabi during the second quarter of 2015 were in the residential category. Industrial buildings accounted for 9.3%, Residential/ Commercial 3.2%, public facilities 2.6% and Commercial 1.9%.

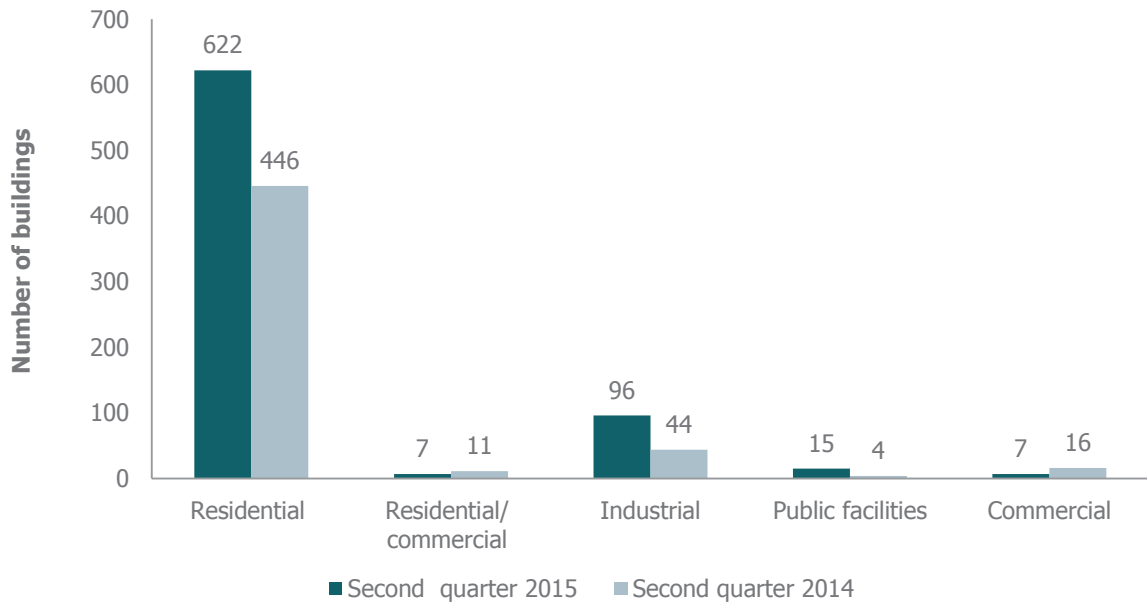
Table 2: Building completions by type of use and region, second quarter of 2015

Type of building	Abu Dhabi	Al Ain	Al Gharbia	Total
Residential	622	263	9	894
Residential/ Commercial	7	23	4	34
Industrial	96	1	3	100
Public facilities	15	9	4	28
Commercial	7	13	0	20
Total	747	309	20	1,076

Source: Statistics Centre - Abu Dhabi

As shown in Figure (3), the majority of buildings completed in the Abu Dhabi region during the second quarter of 2015 were residential, equaling 622 buildings, while 96 industrial and 15 public facilities buildings were completed over this period.

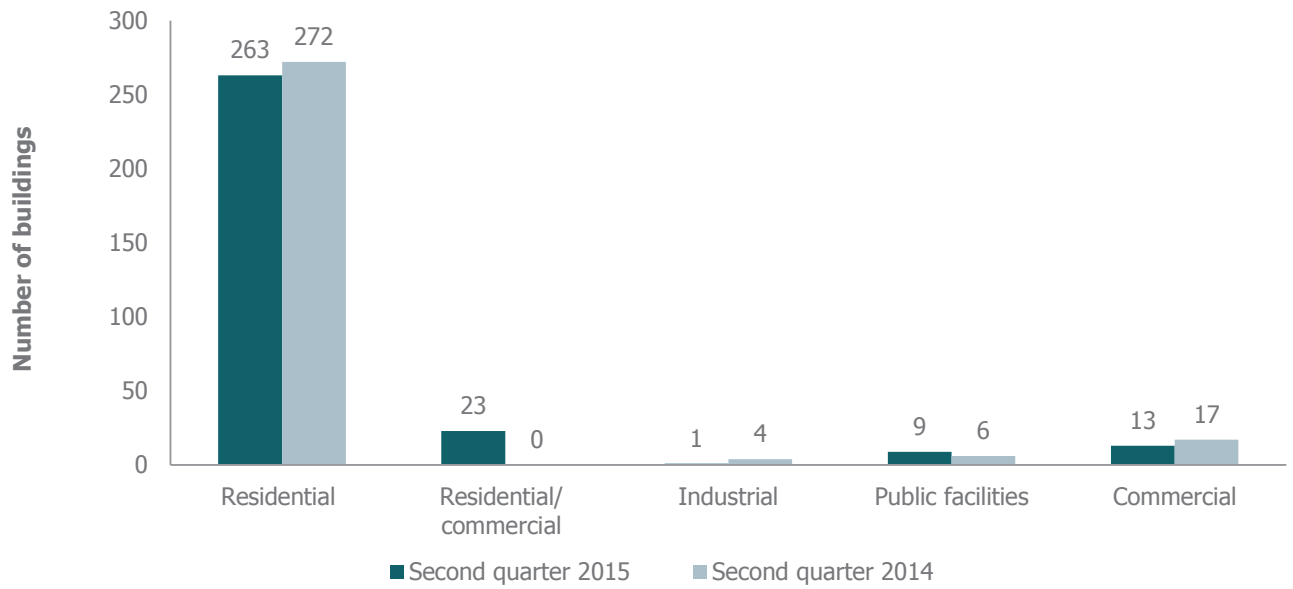
Figure 3: Building completions by type of use, Abu Dhabi region, second quarter of 2015 and second quarter of 2014



Source: Statistics Centre - Abu Dhabi

The number of residential buildings completed in the Al Ain region in the second quarter of 2015 equaled 263, while 23 Residential/ Commercial, 9 public facilities and 13 commercial buildings were completed, as shown in Figure (4).

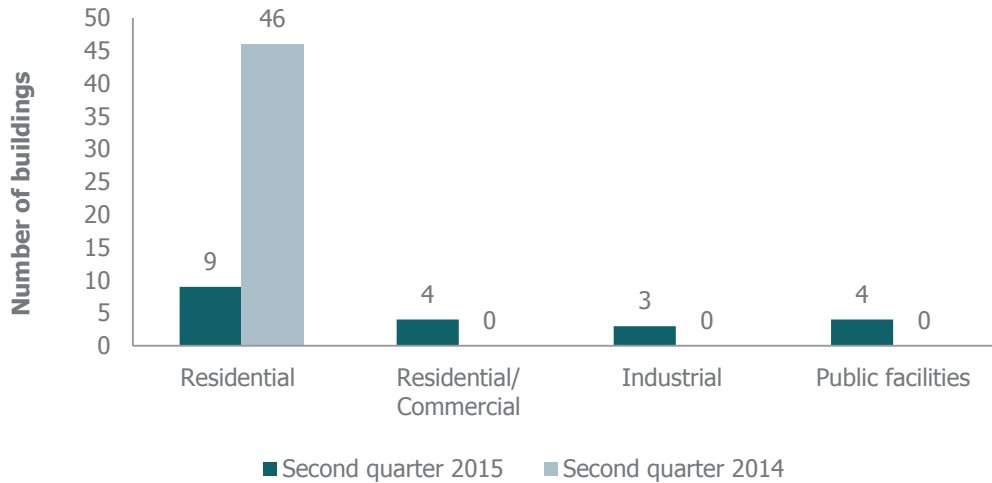
Figure 4: Building completions by type of use, Al Ain region, second quarter of 2015 and second quarter of 2014



Source: Statistics Centre - Abu Dhabi

In the Al Gharbia region, the number of residential units completed in the second quarter of 2015 declined to 9 compared with 46 in the second quarter of 2014, as shown in Figure (5).

Figure 5: Building completions by type of use, Al Gharbia region, second quarter of 2015 and second quarter of 2014

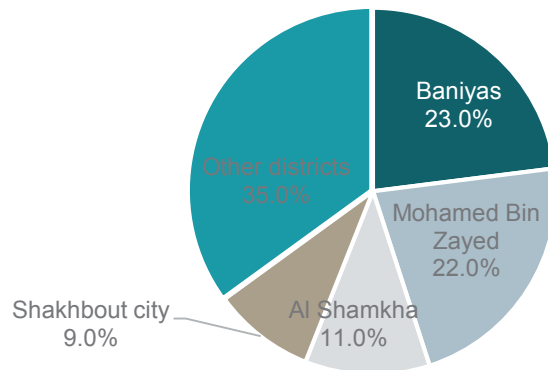


Source: Statistics Centre - Abu Dhabi

Distribution of Building Completions by District and Region

As shown in figure (6), 23.0% of the total number of buildings completed in the Abu Dhabi region was located in the Bani Yas area and 22.0% in MBZ while Al Shamkha and Shakhbout city both contributed 11.0%,9.0% respectively. The rest of the areas contributed 35.0% of the total number of buildings completed.

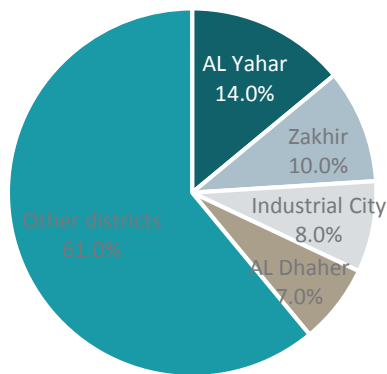
Figure 6: Building completions by district and region, Abu Dhabi region, second quarter of 2015



Source: Statistics Centre - Abu Dhabi

In the Al Ain region, the highest percentage of the total number of buildings completed was in AL Yahar with 14.0%, while, and Zakhir accounted for 10.0% and Industrial City 8.0% and AL Dhaher 7.0%. The rest of the areas contributed 61.0% of the total number of buildings completed as shown in figure (7).

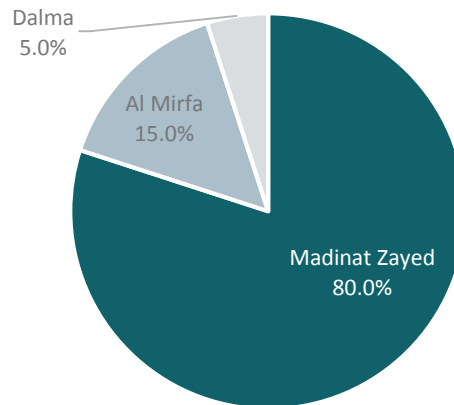
Figure 7: Building completions by district and region, Al Ain region, second quarter of 2015



Source: Statistics Centre - Abu Dhabi

In the Al Gharbia region, Madinat Zayed accounted for 80.0% of the total number of buildings completed in the second quarter of 2015. Mirfa accounted for 15.0%, and Dalma 5.0%, as shown in figure (8).

Figure 8: Building completions by district and region, Al Gharbia region, second quarter of 2015

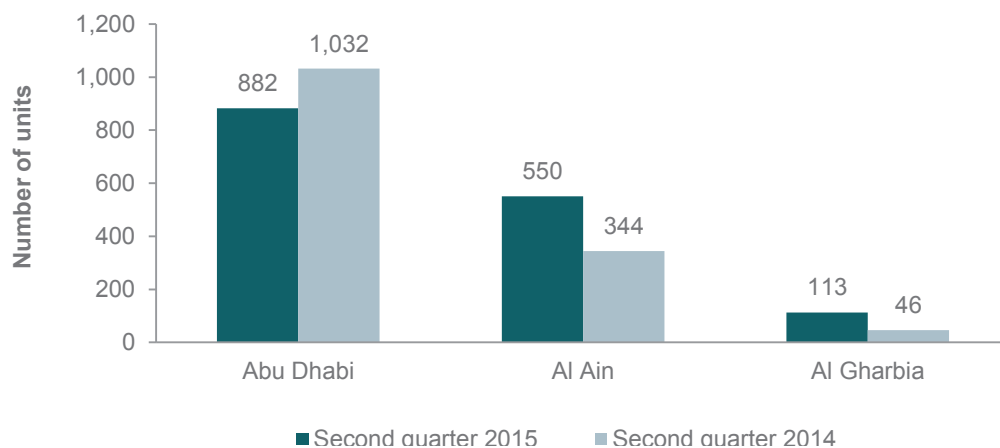


Source: Statistics Centre - Abu Dhabi

Distribution of Residential Units Completions by Region

The number of residential units completed in the Abu Dhabi region during the second quarter of 2015 decreased to 882 units. In the Al Ain region, the number of residential units completed during the second quarter of 2015 totaled 550 units. In the Al Gharbia region, the number of residential units completed increased to 113 units during the second quarter of 2015, compared with 46 in the second quarter of 2014.

Figure 9: Residential unit's completions by region, second quarter of 2015 and second quarter of 2014



Source: Statistics Centre - Abu Dhabi

Average Estimated Cost of Construction by Building Area

During the second quarter of 2015, the average estimated construction cost per square metre in the Emirate of Abu Dhabi ranged between AED 2,421 and AED 3,235 depending on the total built area, the interior finishes and type of use. The highest construction cost of AED 3,235 per square metre was for buildings with a construction area between 300 and 599 square metres. The lowest construction cost was AED 2,421 per square metre for buildings with a total construction area between 900 and 1200 square metres.

Table 3: Average estimated cost per square metre by construction area and region, second quarter of 2015

Construction area (m ²)	Abu Dhabi	Al Ain	Al Gharbia	Abu Dhabi Emirate
300- 599	3,334	4,245	2,125	3,235
600- 899	3,079	2,675	2,724	2,826
900-1200	2,956	2,194	2,114	2,421
More than 1200	3,809	2,370	2,888	3,022

Source: Statistics Centre - Abu Dhabi

Glossary

Type of building

New building: new architectural structure built on an empty piece of land.

Additions: adding a building to a piece of land already containing one existing building, or extending an existing building.

Type of use

Residential: residential buildings with different architectural forms and used for residential purposes.

Industrial: industrial buildings used to conduct industrial activity e.g. factories.

Commercial: buildings are used for commercial purposes e.g. stores, offices, groceries, markets and exhibitions... etc.

Residential commercial: buildings that consist of several floors and used for both commercial and residential purposes. Mostly, the ground floor consists of a commercial shop and other floors containing residential apartments (buildings and towers).

Public facilities: buildings owned by the government and used by the public e.g. a mosque, government educational centers, public parks... etc.).

Agricultural buildings: buildings and structures designed for farming and agricultural practices, including but not limited to: growing and harvesting of crops and raising livestock and animals.

Other: include buildings not classified in any of the above items.

Number of residential units: total number of units allocated for residential purpose within the building, regardless of the type of use, whether it is residential only, or residential and commercial.

Land area: is the total land area built on or a part thereof.

Total built area: is the actual land area that is already built on. In case of multi-story buildings, the area of all floors is also included.

Number of buildings: Total number of buildings on the land allocated for construction and included in the certificate of completion form.

Estimated cost: total expected amount to complete construction of the building until it is handed over.

Technical Notes

Scope of the work

This publication covers statistics related to the "certificate of completion" of the buildings registered-in different regions in the Emirate of Abu Dhabi, which are issued by Abu Dhabi, Al Ain and Al Gharbia Municipalities.

Reference period

Data are collected from the municipalities in the Emirate of Abu Dhabi at the end of each calendar month for 2015.

Data collection

The questionnaires are distributed to the municipalities, where it should be completed by the municipal representative of both the engineering office and the contractor, along with the certificate of building completion. Following this, the questionnaires are collected from Municipalities, audited by statistical specialists in the Statistics Centre – Abu Dhabi, coded and entered into a database program for the compilation process. The final stage includes data tabulation and extracting of the preliminary results for further analysis and release of the Building Completion Statistics publication.