



مركز الإحصاء
STATISTICS CENTRE



Education Statistics

2016-17

Issue Date: October 2017
Reference Code: SP.S.03.P1

Introduction

Education is the key to progress and development of nations. It is one of the important factors of developmental progress, economic growth, scientific innovation and creativity. It effectively contributes to achieving the development goals of the state in general and Abu Dhabi in particular. The impact of education is not limited to improving work productivity but it goes far beyond to deeply affect the quality of life in its broadest sense including the population cultural and social behavior.

The wise cultural vision of our judicious leadership and their future prospects for development, in a way that builds for a promising and prosperous future, made the Emirate of Abu Dhabi pay great attention and devote itself to education as one of the most important established parameters aiming at human development and generation rehabilitation to keep pace with the needs of developments and growth.

“The wealth of any developed nation is its own educated citizens: progress of people and nations is measured by their level of education and its extent of dissemination among them.”

(The late Sheikh Zayed bin Sultan Al Nahyan, May he rest in peace)

The educational system in the Emirate of Abu Dhabi includes three major divisions, namely “general education, technical education, and higher education”. This report approaches the statistics of education for the period 2010-2011 to 2016-17. It reviews the most important indicators of schools, classrooms, pupils, and the total and net school enrollment, student promotion to the secondary stage, the determined pupils, pupils who enrolled at the Institute of Applied Technology, the teaching staff, higher education, adult education, eradication of illiteracy, learning attainment, and illiteracy indicators. Also, a set of indicators were added and are related to the Emiratization of the education sector, particularly the school education sector, which would serve the decision-makers and those interested in this matter or devoted thereto.

“We need to equip ourselves with modern science and extensive knowledge and devote our selves thereto, with high spirit and sincere desire in all areas of work, so that the United Arab Emirates can achieve a civilized wide leap.”

(HH Sheikh Khalifa bin Zayed bin Sultan Al Nahyan)

The report contains a set of detailed statistics tables for those who wish to obtain the figures related to any subject. Some short time series were also drawn up to give the reader a comprehensive view on the progress and development over the years.

Department of Education and Knowledge is the main source for these statistics. In this regard, Statistics Centre - Abu Dhabi extends its thanked him for his cooperation and role in the production and provision of reliable and up-to-date data.

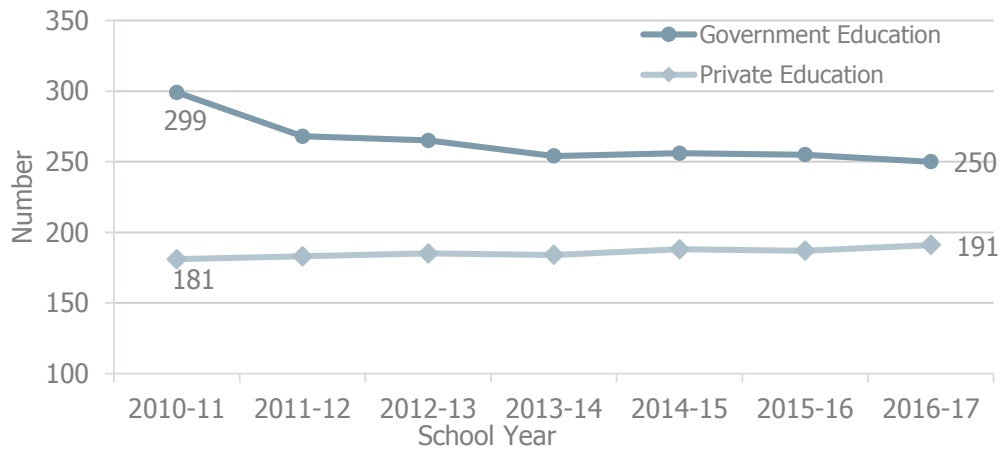
Key Points

Abu Dhabi government has sought to develop and improve education for the purposes of achieving comprehensive development in the community, below are the results achieved highlighted:

- The number of schools in the Emirate of Abu Dhabi was 441 in the school year 2016-17. Government schools represent 56.7% of the total number of schools in the Emirate.
- The total number of classrooms has increased across the Emirate of Abu Dhabi and jumped to 16,712 in the school year 2016-17, with an increase of 23.5% from 2010-11.
- Government schools comprise 34.1% of the total number of classrooms.
- The number of pupils enrolled in all educational stages has increased to 373,586 in the school year 2016-17, with an increase of 21.9% from 2010-11.
- Government schools contain 35.4% of the total number of Abu Dhabi Emirate pupils.
- Citizen pupils in all educational stages has reached 165,631, making up 44.3% of the total number of pupils in the Emirate.
- The number of male pupils has reached 190,378, making up 51.0% of the total number of pupils.
- Female pupils higher than male pupils in government schools.
- The proportion of female pupils to male pupils has reached 109.7 per each 100 of male pupils, in government schools.
- The proportion of female pupils to male pupils reached 89.6 per each 100 of male pupils, in private schools.

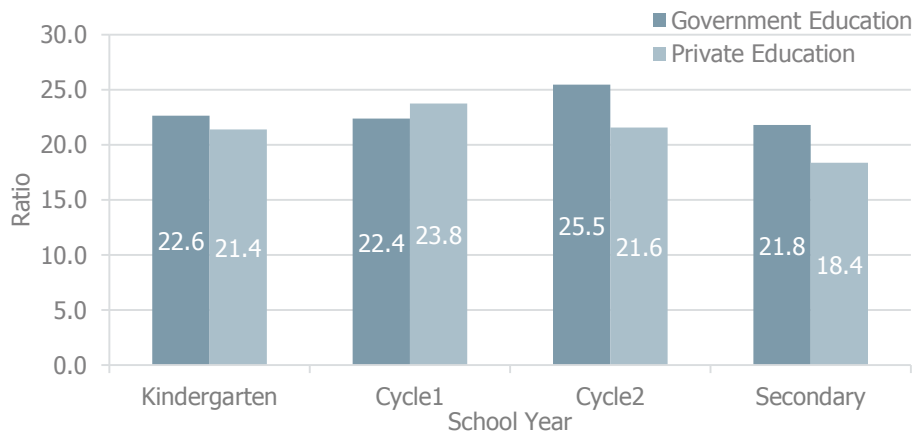
- The number of the determined pupils who have been integrated into schools has doubled 2.2 times between 2010-11 and 2016-17.
- There were 78.2% of the determined pupils enrolled in government schools and adult education, while 21.8% were in the private schools.
- The average number of pupils per teacher in government schools was 11.6.
- The average number of pupils per teacher in private schools was 15.6.
- The Emiratization rate in education sector; administrative, and technical jobs, in the Emirate of Abu Dhabi has reached 20.3%,
- Citizens make up 50.5% of the total number of government education workers.
- Citizens make up 0.6% of the total number of private education.
- The Emiratization rate in the teaching staff was 38.0% in the government education sector against 0.3% in the private education sector.
- The Emiratization rate in the administrative and technical staff was 86.5% in the government education sector against 1.3% in the private education sector.
- Citizen female teachers make up 48.5% of the total number of female teachers in the government education sector, while it was only 13.0% for male teachers.
- Citizen female pupils make up 67.6% of the total number of citizen pupils enrolled at the higher education institutions.
- The citizen pupils make up 73.1% of the total number of pupils enrolled at the higher education institutions in 2015-16.
- The illiteracy rate for citizen (10 year and older) was 3.6% against 6.7% for non-citizens.
- The illiteracy rate for citizen females was higher (5.1%) than for citizen males (2.1%).

Figure 1: Schools by Sector, 2010-11 to 2016-17



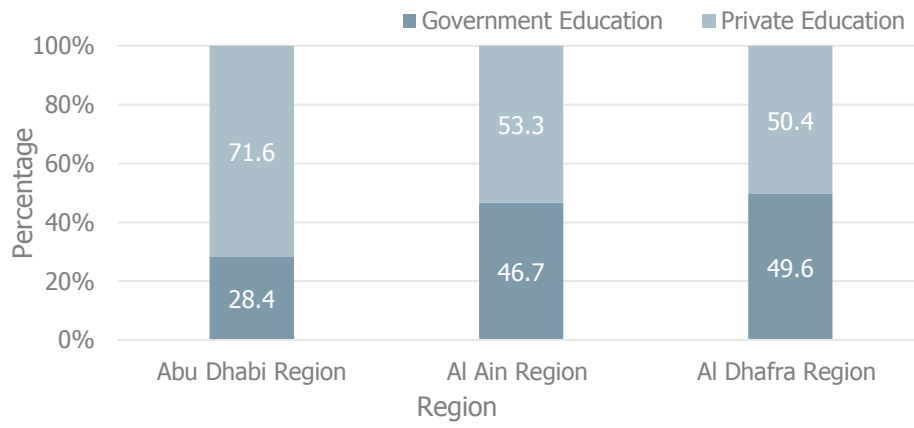
Source: Statistics Centre – Abu Dhabi, Department of Education and Knowledge

Figure 2: Pupils per Classrooms by Educational Stage and Sector 2016-17



Source: Statistics Centre – Abu Dhabi, Department of Education and Knowledge

Figure 3: Percentage Distribution of Enrolled Pupils by Region and Sector 2016-17



Source: Statistics Centre – Abu Dhabi, Department of Education and Knowledge

Notes

Technical notes

For better understanding of the statistical indicators mentioned in this summery, please refer to the accompanied technical notes in the website.

Data sources

Data are obtained from Department of Education and Knowledge. The data are processed and passed to Statistic Centre – Abu Dhabi for further editing and compilation.

More information and detailed release

The next release is expected in November 2018 for the 2017-18.

For more information about Education and other official statistics, please visit the statistics link on the SCAD website at <http://www.scad.ae>

Disclaimer / Terms of Use

SCAD produces publications for the benefit of government, communities, individuals, and businesses. SCAD shall not be liable for any loss or damage suffered by the user following the misuse of the statistics supplied in good faith by SCAD. Users of official statistics are responsible for determining when and how to use the statistics for specific purposes. The user exempts SCAD from any legal obligation related to errors that may occur outside its control or without its knowledge. The user also waives the right to obtain compensation for losses or damages that may be caused as a result of that error.

SCAD's official statistics are protected under copyright laws, except where otherwise indicated. The contents of this publication may be reproduced, in whole or in part, and by any means, without further permission from SCAD, provided that SCAD is fully acknowledged as follows:

Source: Statistics Centre – Abu Dhabi, year of publication, name of product, catalogue number, reference period and page(s).

رؤيتنا: الريادة والابتكار في الإحصاء
Our Vision: Leadership and Innovation in Statistics

www.scad.ae