



مركز الإحصاء
STATISTICS CENTRE

Abu Dhabi in Figures

Leadership and Innovation in Statistics



www.scad.gov.abudhabi



2019



Abu Dhabi
in
Figures
2019

SCAD Overview

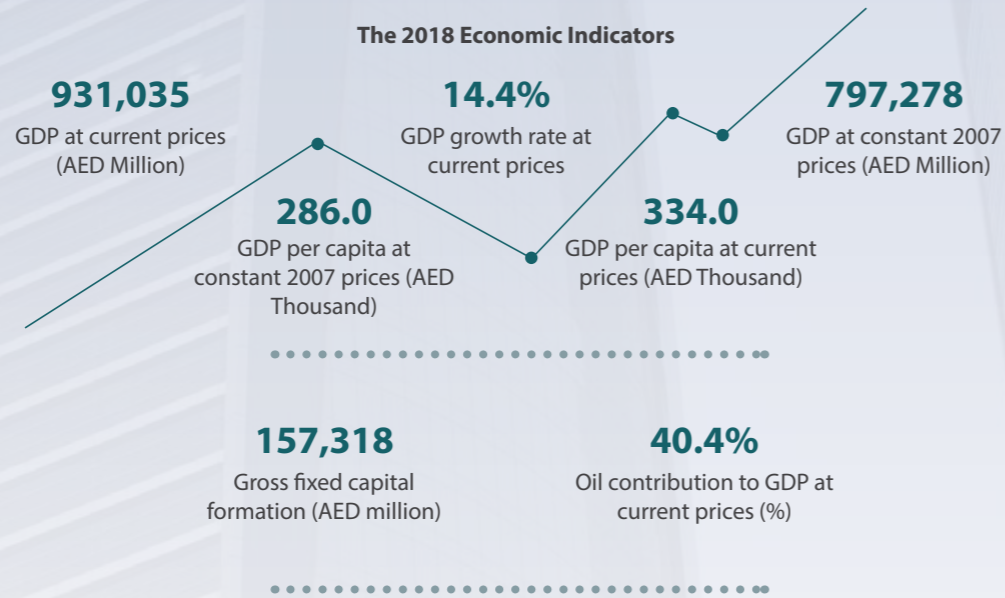
Established in 2009 as an autonomous government body, Statistics Centre - Abu Dhabi (SCAD) is the authority responsible for the collection of statistical data related to demographics, economics, labor, social services, environment and culture for the production of official statistics on Abu Dhabi Emirate in accordance with international standards and methodologies.



The economy of Abu Dhabi has advanced in leaps and bounds in recent years, achieving high levels of development and diversity within a short span of time. Under Abu Dhabi's wise leadership and with optimal use of opportunities, the economy has been on the going risen from strength to strength. This is evidenced by what the economy has successfully achieved over the past few years, including major projects with a practical vision on the prospects for Abu Dhabi. Thus, Abu Dhabi economy has earned a great deal of appeal to investors from all around the world, and is now a major regional hub for key business transactions.

► The Economy

In its endeavour to achieve progress and catch up with the developed world, Abu Dhabi government has paid particular attention in its policies and strategies to economic development and reform. The national economy has made vast strides towards these goals, banking on its resources and competitive advantages regionally and globally.



GDP at current prices by financial and non-financial sectors (2018)

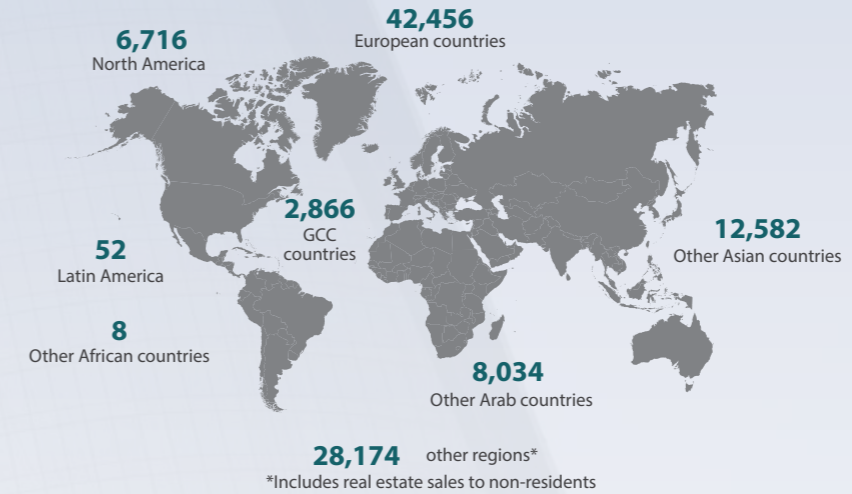


Note: 2018 data are preliminary estimates

► Foreign Investment

Abu Dhabi Government is taking various steps to boost confidence in the economy and reinforce factors that enhance the appeal of business opportunities in Abu Dhabi to investors worldwide.

Total Stock of Foreign Direct Investment by Region (2016- AED Million)



Total Stock of Foreign Investment (Million AED) ✈️

	2013	2014	2015	2016
Total of foreign Investment	264,123	298,758	353,101	459,531
Foreign Direct Investment	71,931	81,112	88,095	100,887
Portfolio Investments	57,125	57,283	87,895	131,354
Other Investments	135,066	160,364	177,111	227,290

Industry and Business

Abu Dhabi's recent investment experience has transformed the emirate into a destination for major global companies. Abu Dhabi government has adopted a long-term economic transformation plan, with a view to creating an ideal business environment, reducing reliance on oil and focusing on knowledge-based economy.

2018



79,224

Number of renewed licenses

11,249

Number of new registered commercial licenses

3,867

Number of cancelled commercial licenses



160,081

Aircraft traffic through Abu Dhabi airports

21,411,801

Number of air passengers

10,678,560

Arrival

10,729,209

Departure

4,032

Transit

6,800,585

Production of Petrochemical Products (Metric Tons)

274,522

Domestic Sales of Petrochemical Products (Metric Tons)

168

Number of Hotel Facilities

13

Number of Fixed Broadband Subscribers per 100 Inhabitants

173

Number of Mobile Cellular Subscribers per 100 Inhabitants

Production of Construction Activity (AED Million)



2011 **167,529**

2012 **161,491**

2013 **169,741**

2014 **185,893**

2015 **194,626**

2016 **186,907**

2017 **186,051**

Population and Social Development

Population and social development are attracting the increased attention of Abu Dhabi's leadership, given their direct impact on various aspects of development. Population and social development are highly important because of their direct relevance to social and economic activities aimed at achieving sustainable development. Population is a key issue that contributes to providing a balanced vision, paving the way for the success of current and future development plans and programs, from a strategic perspective that meets the needs of the present generations and preserves the rights and demands of future ones.

The success of overall development in Abu Dhabi during the past few decades is highly attributed to the great attention granted to the citizens, as a means and purpose of development. Hence, the social development process has given special emphasis to human development areas as its greatest consideration. Through serious and dedicated efforts proud accomplishments were attained in the field of human and social development and the related basic infrastructures.

Population and Demography

Population and human development has been the center of attention of Abu Dhabi's leadership, given their direct impact on various aspects of development. Population and demographic statistics have contributed towards successful overall development in Abu Dhabi during the past decades, given the great attention granted to the citizens, being the means and the ultimate goal of the development process.

2,908,173

Total Population of Abu Dhabi (2016 Mid-Year Estimates)



1,857,618 Male



1,050,555 Female

75.4 Life Expectancy at Birth for Citizens (Male - Years) 2018

27.7 Median Age of Marriage (Male citizens - Years) 2018

5.6 Annual Rate of Population Growth (2010-2016)

49.9 General Fertility Rate (Per 1000 Women between 15-49 Years Old) 2018

81.4 Life Expectancy at Birth for Citizens (Female - Years) 2018

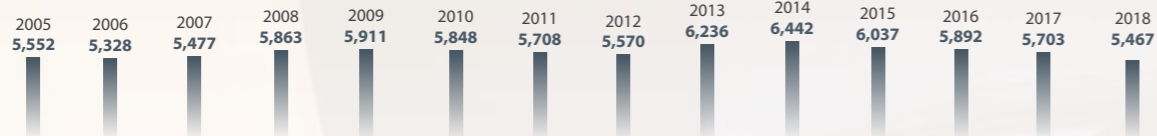
24.6 Median Age of Marriage (Female citizens - Years) 2018

13.7 Crude Births Rate (Per 1000 Population) 2018

1.2 Crude Death Rate (Per 1000 Population) 2018



Marriage Contracts



Social Statistics

The Abu Dhabi Government seeks to achieve sustainable development in all walks of life. In this respect, education services are of great importance in achieving the aspirations of the Emirate.

2018-2017

Government Education



135,865 Pupils

255 Schools

11,293 Teachers

Private Education

242,054 Pupils

197 Schools

18,193 Teachers

Illiteracy rate (2018)



6.6% Illiteracy rate among population (10 years old and above)

2.2% Illiteracy rate among male citizens

6.2% Illiteracy rate among female citizens

Manpower (2018)



74.9% Percentage of employees of the total population (15 years old and above)

53.4% Economic dependency ratio

5.2% Unemployment rate

25.6% Percentage of female of total manpower

Health (2018)



61 Number of hospitals



9,753 Number of Physicians



6,025 Number of hospital beds



27,650 Number of nurses



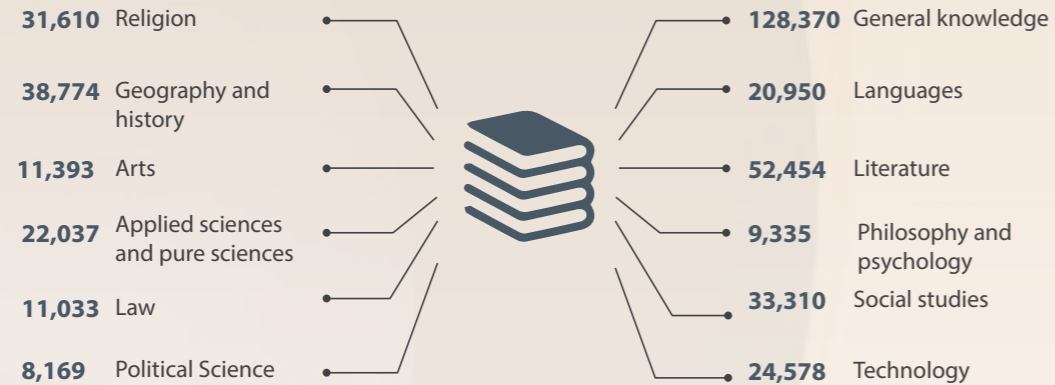
837 Number of pharmacies



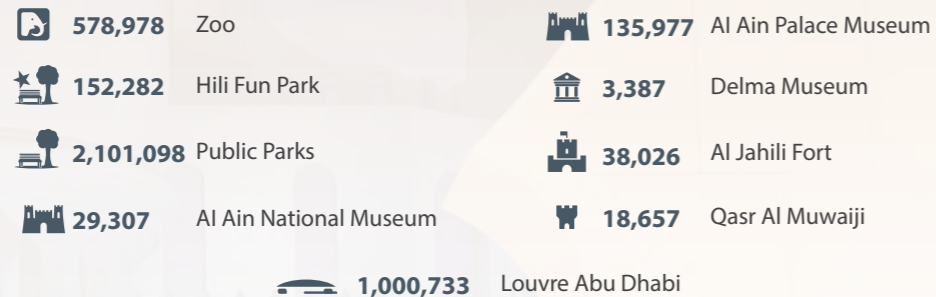
715 Number of clinics

Social Statistics

Books available at the Abu Dhabi National Library by subject (2018)



Total number of visitors, 2018



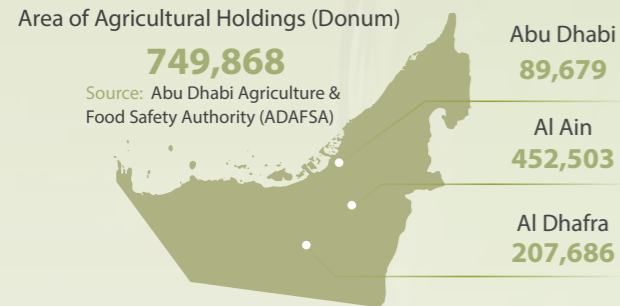
Despite the natural difficulties and climate challenges facing the agricultural sector in Abu Dhabi, it has become one of the brightest aspects of economic progress in the emirate. In this respect, the experience of Abu Dhabi has become a model to emulate in conquering the desert and overcoming adverse natural conditions, turning its dunes into green fields and farms that yield vegetables and fruit of all kinds. Abu Dhabi's agriculture has developed dramatically in response to the need for diversification of production. All capabilities and resources are mobilized to develop this sector in all its plant, animal and fishery segments, in order to ensure food security and increase the green space.

Abu Dhabi is witnessing rapid economic development, extensive urbanization, and fast population growth, and as a major producer of oil and gas, the emirate is developing its energy and water supplies to meet the growing demand for electricity and desalinated water. Abu Dhabi aims to ensure sustainability of natural resources through reduction in fossil fuel consumption- a major causes of climate change- and moving instead towards the production of energy from renewable sources that are less harmful to the environment.

Agriculture and Environment

Environment protection and preservation of natural resources are essential for successful development and sustainable growth. There is an increasing interest in the growth of the agricultural sector, characterized by continuous expansion in afforestation and landscaping. Abu Dhabi is also experiencing spectacular progress in the development of energy and water resources and supplies. In this regard, the emirate is leading the global efforts exerted to reduce dependence on traditional energy sources, which make up the main source of increased carbon dioxide emissions in the atmosphere, global warming, and climate change.

Agricultural Indicators



Number of Livestock 2018



Quantity of Fish Caught (Ton)

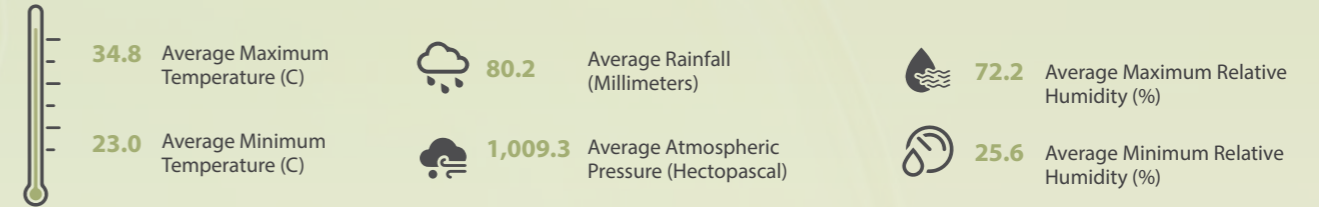


2018

7,491,182 Value of Exported Agricultural Commodities (AED Thousand)	24,018 Number of Agricultural Holdings (Plant Holdings)
100,363 Amount of Vegetable Production (Ton)	3,416,999 Value of Re-Exported Agricultural Commodities (AED Thousand)
18,269 Number of Greenhouses	101.7% Agriculture Producer Price Index (APPI)

Source: Abu Dhabi Agriculture & Food Safety Authority (ADAFSA), Statistics Centre-Abu Dhabi (SCAD)

Weather and Climate



Electricity and Desalinated Water

Total Demand of Electricity (MWh)



2013	49,266,569	2016	59,286,141
2014	52,841,037	2017	60,158,705
2015	58,735,825	2018	60,807,264

Source: Department of Energy (DoE)

Total Desalinated Water Supply

(Million Imperial Gallons)



2013	241,681	2016	245,246
2014	252,870	2017	242,259
2015	252,628	2018	237,982

Source: Department of Energy (DoE)

Oil and Gas



2018 Oil and Gas

Source: Abu Dhabi National Oil Company (ADNOC)

1,097,616
Annual Production of Crude Oil (Thousand Barrels)

802,223
External Sales of Crude Oil (Thousand Barrels)

2,987,621
Annual Production of Natural Gas (Million Cubic Feet)

25,232
Total Export of Gas Products (Thousand Metric Tons)