


# Establishments Statistics in Abu Dhabi Emirates 2018

**Table 1: Number of establishments by category and economic activity**

Economic Activity	Micro	Small	Medium	Large	Total
Mining and quarrying	8	8	14	30	60
Manufacturing	5,780	1,132	136	123	7,170
Electricity, gas, steam, and air conditioning supply	14	13	8	5	40
Water supply; sewage activities, waste management and treatment	8	21	5	3	37
Construction	1,777	3,835	254	429	6,295
Wholesale and retail trade; repair of motor vehicles and motorcycles	15,290	7,476	405	66	23,236
Transport and storage	396	805	116	75	1,392
Accommodation and food service	1,781	2,043	86	64	3,974
Information and Communication	161	113	44	15	333
Financial and insurance	47	215	58	27	348
Real estate	586	241	15	13	855
Professional, scientific, and technical	1,201	1,009	52	84	2,346
Administrative and support services	1,616	568	111	83	2,378
Education	124	206	139	31	500
Human health and social work	214	432	54	28	728
Arts, entertainment, and recreation	365	104	24	9	502
Other service activities	4,393	725	10	1	5,129
<b>Total</b>	<b>33,760</b>	<b>18,945</b>	<b>1,529</b>	<b>1,087</b>	<b>55,322</b>

## Number of Establishments

55,322



**Table 2: Number of employees by category and economic activity**

Economic Activity	Micro	Small	Medium	Large	Total
Mining and quarrying	22	121	359	36,714	<b>37,216</b>
Manufacturing	26,225	45,747	23,121	101,284	<b>196,377</b>
Electricity, gas, steam, and air conditioning supply	77	620	1,235	6,496	<b>8,428</b>
Water supply; sewage activities, waste management and treatment	28	2,015	1,010	3,129	<b>6,182</b>
Construction	12,112	78,324	28,405	569,027	<b>687,868</b>
Wholesale and retail trade; repair of motor vehicles and motorcycles	47,218	144,369	23,394	41,235	<b>256,216</b>
Transport and storage	1,327	19,331	12,670	86,444	<b>119,772</b>
Accommodation and food service	6,570	33,762	8,734	103,812	<b>152,878</b>
Information and Communication	401	2,680	5,626	9,731	<b>18,438</b>
Financial and insurance	179	4,638	6,161	22,712	<b>33,690</b>
Real estate	1,275	3,672	1,560	11,462	<b>17,969</b>
Professional, scientific, and technical	3,622	16,962	5,883	36,669	<b>63,136</b>
Administrative and support services	4,617	10,331	11,077	128,548	<b>154,573</b>
Education	331	3,708	19,574	10,042	<b>33,655</b>
Human health and social work	708	9,616	5,577	39,842	<b>55,743</b>
Arts, entertainment, and recreation	1,387	1,777	2,158	3,084	<b>8,406</b>
Other service activities	13,728	11,844	1,433	467	<b>27,472</b>
<b>Total</b>	<b>119,827</b>	<b>389,517</b>	<b>157,977</b>	<b>1,210,698</b>	<b>1,878,019</b>

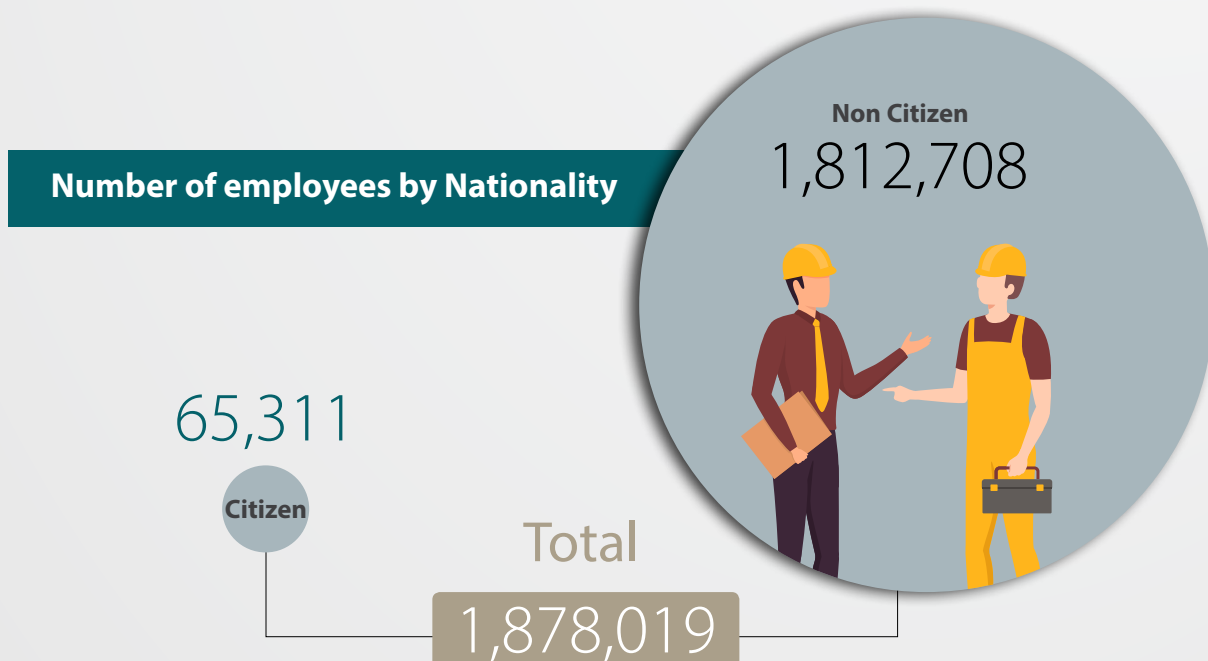
|Number of employees

1,878,019



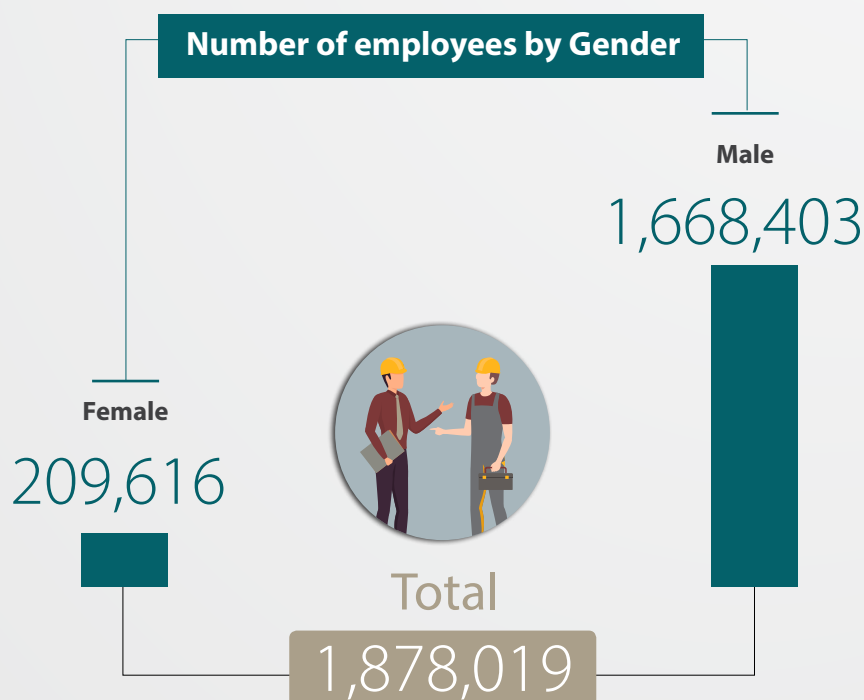
**Table 3: Number of employees by Nationality, category and economic activity**

Economic Activity	Micro		Small		Medium		Large		Total
	Citizen	Non Citizen	Citizen	Non Citizen	Citizen	Non Citizen	Citizen	Non Citizen	
Mining and quarrying	0	22	1	120	2	357	15,577	21,137	37,216
Manufacturing	0	26,225	198	45,549	96	23,025	8,361	92,923	196,377
Electricity, gas, steam, and air conditioning supply	7	70	110	510	267	968	3,062	3,434	8,428
Water supply; sewage activities, waste management and treatment	0	28	31	1,984	5	1,005	21	3,108	6,182
Construction	0	12,112	216	78,108	217	28,188	1,737	567,290	687,868
Wholesale and retail trade; repair of motor vehicles and motorcycles	79	47,139	307	144,062	143	23,251	2,330	38,905	256,216
Transport and storage	0	1,327	12	19,319	637	12,033	7,455	78,989	119,772
Accommodation and food service	0	6,570	7	33,755	607	8,127	176	103,636	152,878
Information and Communication	0	401	86	2,594	82	5,544	3,349	6,382	18,438
Financial and insurance	9	170	293	4,345	1,413	4,748	5,793	16,919	33,690
Real estate	137	1,138	57	3,615	76	1,484	686	10,776	17,969
Professional, scientific, and technical	174	3,448	131	16,831	1,220	4,663	506	36,163	63,136
Administrative and support services	76	4,541	635	9,696	453	10,624	1,417	127,131	154,573
Education	0	331	563	3,145	189	19,385	116	9,926	33,655
Human health and social work	0	708	198	9,418	174	5,403	5,506	34,336	55,743
Arts, entertainment, and recreation	0	1,387	0	1,777	225	1,933	71	3,013	8,406
Other service activities	0	13,728	13	11,831	1	1,432	1	466	27,472
<b>Total</b>	<b>482</b>	<b>119,345</b>	<b>2,858</b>	<b>386,659</b>	<b>5,807</b>	<b>152,170</b>	<b>56,164</b>	<b>1,154,534</b>	<b>1,878,019</b>



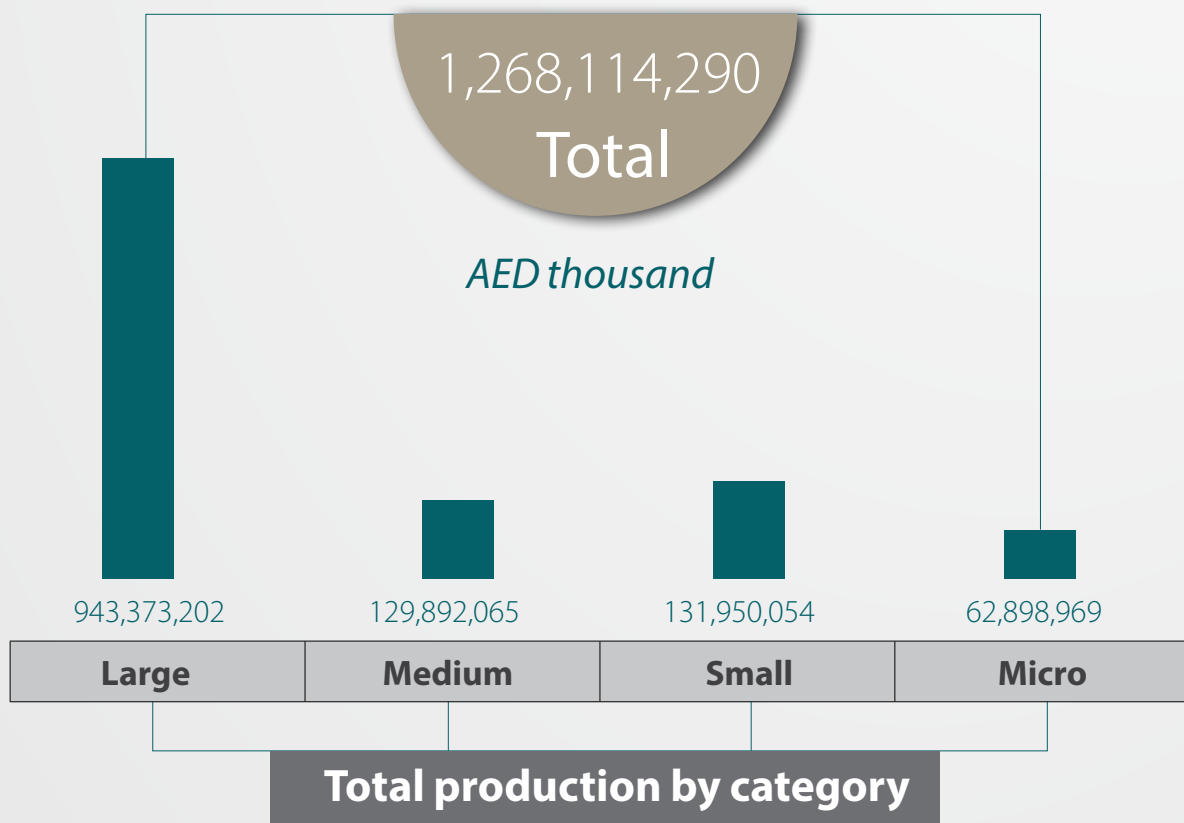
**Table 4: Number of employees by Gender, category and economic activity**

Economic Activity	Micro		Small		Medium		Large		Total
	Male	Female	Male	Female	Male	Female	Male	Female	
Mining and quarrying	16	6	115	6	343	16	32,373	4,341	37,216
Manufacturing	25,888	337	44,058	1,689	22,551	570	95,460	5,824	196,377
Electricity, gas, steam, and air conditioning supply	75	2	586	34	1,072	163	5,226	1,270	8,428
Water supply; sewage activities, waste management and treatment	28	0	1,967	48	990	20	3,090	39	6,182
Construction	11,875	237	75,931	2,393	27,404	1,001	558,249	10,778	687,868
Wholesale and retail trade; repair of motor vehicles and motorcycles	45,408	1,810	136,668	7,701	19,416	3,978	35,128	6,107	256,216
Transport and storage	1,254	73	18,728	603	11,663	1,007	56,670	29,774	119,772
Accommodation and food service	6,253	317	30,496	3,266	7,252	1,482	88,579	15,233	152,878
Information and Communication	382	19	1,763	917	4,007	1,619	6,758	2,973	18,438
Financial and insurance	150	29	3,427	1,211	4,140	2,021	14,871	7,841	33,690
Real estate	1,172	103	2,731	941	1,253	307	9,231	2,231	17,969
Professional, scientific, and technical	3,059	563	13,416	3,546	4,868	1,015	31,347	5,322	63,136
Administrative and support services	4,065	552	8,747	1,584	9,394	1,683	116,198	12,350	154,573
Education	331	0	2,293	1,415	7,634	11,940	3,627	6,415	33,655
Human health and social work	376	332	3,090	6,526	2,146	3,431	14,965	24,877	55,743
Arts, entertainment, and recreation	1,328	59	1,318	459	1,681	477	2,681	403	8,406
Other service activities	12,636	1,092	7,137	4,707	924	509	445	22	27,472
<b>Total</b>	<b>114,296</b>	<b>5,531</b>	<b>352,471</b>	<b>37,046</b>	<b>126,738</b>	<b>31,239</b>	<b>1,074,898</b>	<b>135,800</b>	<b>1,878,019</b>



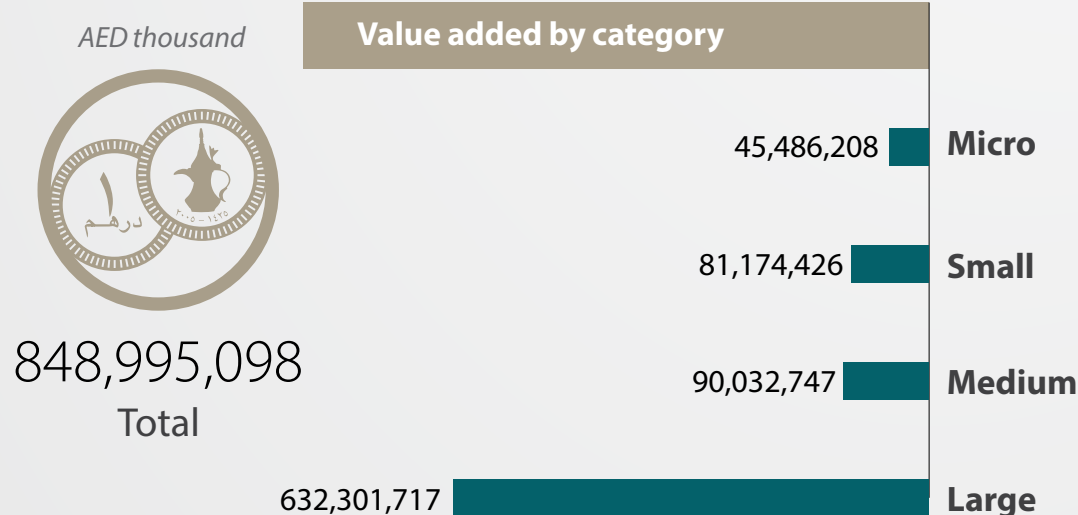
**Table 5: Total production by category and economic activity***AED thousand*

Economic Activity	Micro	Small	Medium	Large	Total
Mining and quarrying	2,911,120	1,398,480	18,630,990	407,206,066	430,146,657
Manufacturing	2,339,465	14,433,003	15,401,201	191,569,065	223,742,733
Electricity, gas, steam, and air conditioning supply	1,754,750	20,127,066	4,578,611	23,845,663	50,306,089
Water supply; sewage activities, waste management and treatment	2,223	457,821	184,647	184,632	829,323
Construction	34,197,219	27,820,609	9,645,905	117,615,084	189,278,817
Wholesale and retail trade; repair of motor vehicles and motorcycles	12,570,389	31,537,402	6,232,839	17,375,047	67,715,677
Transport and storage	302,645	4,938,636	6,587,513	41,683,616	53,512,410
Accommodation and food service	671,942	4,566,470	1,490,094	14,926,935	21,655,441
Information and Communication	95,716	2,985,558	2,926,126	31,535,357	37,542,758
Financial and insurance	734,568	4,722,588	44,659,909	33,793,942	83,911,007
Real estate	3,960,704	2,885,232	4,600,635	13,385,566	24,832,138
Professional, scientific, and technical	793,910	5,929,587	4,644,876	17,655,836	29,024,208
Administrative and support services	1,122,805	6,073,868	2,850,777	7,593,174	17,640,624
Education	80,363	347,739	4,478,043	2,972,632	7,878,777
Human health and social work	95,336	2,300,898	1,751,120	21,288,787	25,436,141
Arts, entertainment, and recreation	152,852	224,085	995,244	699,830	2,072,011
Other service activities	1,112,962	1,201,011	233,533	41,972	2,589,478
<b>Total</b>	<b>62,898,969</b>	<b>131,950,054</b>	<b>129,892,065</b>	<b>943,373,202</b>	<b>1,268,114,290</b>



**Table 6: Value added by category and economic activity***AED thousand*

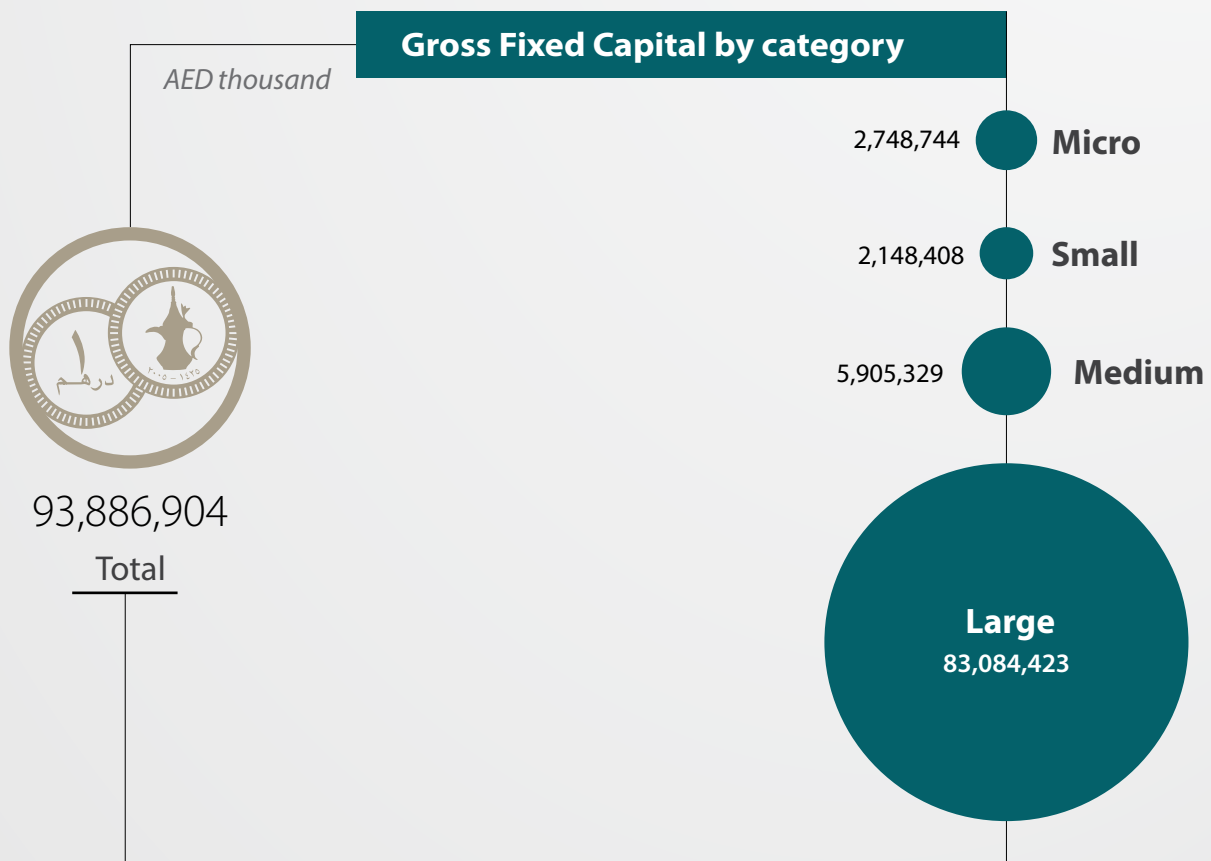
<b>Economic Activity</b>	<b>Micro</b>	<b>Small</b>	<b>Medium</b>	<b>Large</b>	<b>Total</b>
Mining and quarrying	1,164,262	1,255,762	11,796,497	374,758,785	388,975,307
Manufacturing Industries	1,252,395	5,323,116	5,195,804	49,425,163	61,196,478
Electricity, gas, steam, and air conditioning supply	1,192,630	11,088,947	3,062,891	21,791,047	37,135,515
Water supply; sewage activities, waste management and treatment	999	197,329	41,263.43	92,316	331,908
Construction	24,735,875	17,055,411	4,231,232	46,994,061	93,016,579
Wholesale and retail trade; repair of motor vehicles and motorcycles	10,934,978	23,447,509	4,379,379	14,029,093	52,790,958
Transport and storage	131,640	3,002,823	3,662,311	20,920,235	27,717,010
Accommodation and food service	297,170	2,005,053	759,646	8,265,393	11,327,262
Information and Communication	48,978	1,286,581	1,652,228	21,808,057	24,795,845
Financial and insurance	700,758	3,500,525	40,324,330	29,836,159	74,361,772
Real estate	2,949,098	2,261,685	4,036,618	8,677,855	17,925,256
Professional, scientific, and technical	579,778	4,361,789	3,271,818	13,252,176	21,465,561
Administrative and support services	590,352	3,684,350	2,252,503	6,192,523	12,719,729
Education	40,436	270,638	3,432,745	2,219,842	5,963,661
Human health and social work	65,345	1,664,825	1,148,409	13,561,296	16,439,875
Arts, entertainment, and recreation	91,919	93,423	645,457	444,246	1,275,045
Other service activities	709,593	674,659	139,616	33,470	1,557,337
<b>Total</b>	<b>45,486,208</b>	<b>81,174,426</b>	<b>90,032,747</b>	<b>632,301,717</b>	<b>848,995,098</b>



**Table 7: Gross Fixed Capital by category and economic activity**

*AED thousand*

Economic Activity	Micro	Small	Medium	Large	Total
Mining and quarrying	43,897	-	2,073	35,082,574	35,128,544
Manufacturing Industries	2,907	548,596	353,775	16,705,957	17,611,234
Electricity, gas, steam, and air conditioning supply	53,593	56,737	321,559	8,885,959	9,317,847
Water supply; sewage activities, waste management and treatment	-	9,491	-	-	9,491
Construction	321,024	96,220	97,280	3,321,606	3,836,130
Wholesale and retail trade; repair of motor vehicles and motorcycles	10,302	171,261	906,866	2,680,718	3,769,147
Transport and storage	2,232,185	149,085	1,438,459	9,471,870	13,291,598
Accommodation and food service	63	59,487	17,492	282,899	359,942
Information and Communication	-	8,063	60,903	3,052,738	3,121,704
Financial and insurance	(236)	43,610	507,197	1,838,404	2,388,974
Real estate	-	745,098	605,840	334,312	1,685,250
Professional, scientific, and technical	1,800	97,711	133,460	78,598	311,569
Administrative and support services	83,017	104,448	762,063	523,052	1,472,579
Education	-	2,179	485,754	165,994	653,927
Human health and social work	54	47,948	163,092	587,859	798,953
Arts, entertainment, and recreation	-	2,661	42,719	67,169	112,549
Other service activities	139	5,814	6,796	4,715	17,465
<b>Total</b>	<b>2,748,744</b>	<b>2,148,408</b>	<b>5,905,329</b>	<b>83,084,423</b>	<b>93,886,904</b>



**Table 8: Contribution to production by category in each economic activity (%)**

<b>Economic Activity</b>	<b>Micro</b>	<b>Small</b>	<b>Medium</b>	<b>Large</b>	<b>Total</b>
Mining and quarrying	0.7	0.3	4.3	94.7	100
Manufacturing Industries	1.0	6.5	6.9	85.6	100
Electricity, gas, steam, and air conditioning supply	3.5	40.0	9.1	47.4	100
Water supply; sewage activities, waste management and treatment	0.3	55.2	22.3	22.3	100
Construction	18.1	14.7	5.1	62.1	100
Wholesale and retail trade; repair of motor vehicles and motorcycles	18.6	46.6	9.2	25.7	100
Transport and storage	0.6	9.2	12.3	77.9	100
Accommodation and food service	3.1	21.1	6.9	68.9	100
Information and Communication	0.3	8.0	7.8	84.0	100
Financial and insurance	0.9	5.6	53.2	40.3	100
Real estate	15.9	11.6	18.5	53.9	100
Professional, scientific, and technical	2.7	20.4	16.0	60.8	100
Administrative and support services	6.4	34.4	16.2	43.0	100
Education	1.0	4.4	56.8	37.7	100
Human health and social work	0.4	9.0	6.9	83.7	100
Arts, entertainment, and recreation	7.4	10.8	48.0	33.8	100
Other service activities	43.0	46.4	9.0	1.6	100



**Table 9: Contribution to total production by category (%)**

	Micro	Small	Medium	Large
Total production	%5.0	%10.4	%10.2	%74.4
Non oil production	%7.2	%15.6	%13.3	%64.0

**Table 10: Employee productivity by category and economic activity  
AED thousand**

Economic Activity	Micro	Small	Medium	Large
Mining and quarrying	132,324	11,558	51,897	11,091
Manufacturing Industries	89	315	666	1,891
Electricity, gas, steam, and air conditioning supply	22,789	32,463	3,707	3,671
Water supply; sewage activities, waste management and treatment	79	227	183	59
Construction	2,823	355	340	207
Wholesale and retail trade; repair of motor vehicles and motorcycles	266	218	266	421
Transport and storage	228	255	520	482
Accommodation and food service	102	135	171	144
Information and Communication	239	1,114	520	3,241
Financial and insurance	4,104	1,018	7,249	1,488
Real estate	3,106	786	2,949	1,168
Professional, scientific, and technical	219	350	790	481
Administrative and support services	243	588	257	59
Education	243	94	229	296
Human health and social work	135	239	314	534
Arts, entertainment, and recreation	110	126	461	227
Other service activities	81	101	163	90