



مركز الإحصاء
STATISTICS CENTRE

Non-oil Foreign Merchandise Trade

Through Abu Dhabi Ports- July 2021

Introduction

This publication presents statistics on the value of non-oil foreign merchandise trade, which entered or exited the territory of the Emirate of Abu Dhabi through the ports of Abu Dhabi (comprising air, sea and road ports). It should be noted that foreign trade data presented in this publication do not cover non-oil exports and imports through ports of the other Emirates in the UAE.

The data have been sourced from the General Administration of Customs, and the scope of the statistics therefore is restricted to the trade flows recorded at ports under the jurisdiction of the Customs Administration. The publication highlights the relative importance of each individual component of imports, non-oil exports and re-exports.

The data are presented according to the Broad Economic Categories (BEC), the Harmonized System (HS) chapters and by country for total imports, non-oil exports and re-exports.

The Explanatory Notes section at the end of this publication defines the key terms and technical concepts used in the compilation of non-oil foreign merchandise trade statistics. Readers are encouraged to refer to that section while reading the statistics and information outlined in the publication.

Table 1 : The value of non-oil foreign merchandise trade from Jan-Jul, 2020-2021*

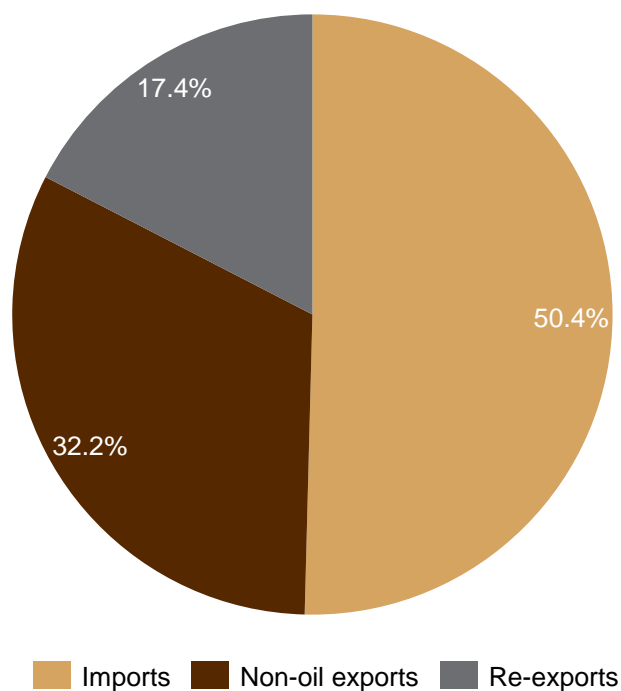
Million AED

Foreign trade type	Jan-Jul		Change%
	2020	2021	
Imports	54,976.0	50,712.6	-7.8%
Non-oil exports	36,665.3	43,726.2	19.3%
Re-exports	20,241.3	20,450.2	1.0%
Total	111,882.6	114,889.0	2.7%

Source: General Administration of Customs

*The data for 2021 are preliminary

Figure 1: Percentage contribution to the value of non-oil foreign merchandise trade, July 2021*

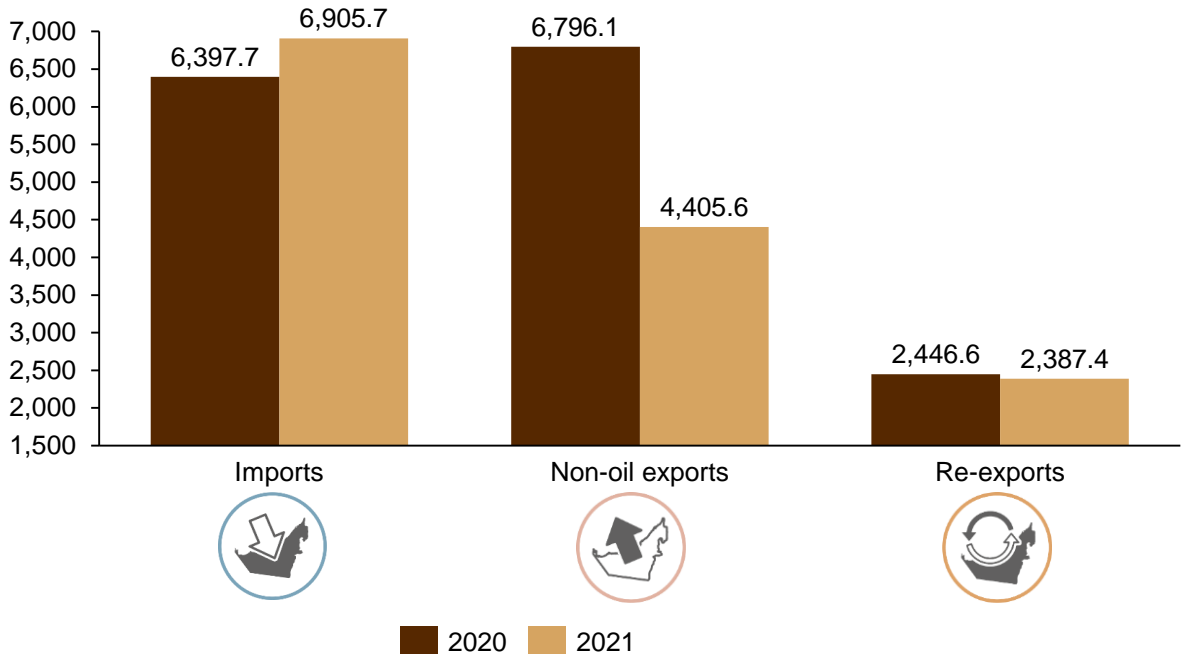


Source: General Administration of Customs

*The data for 2021 are preliminary

Figure 2: The value of non-oil foreign merchandise trade in July 2020-2021*

Million AED

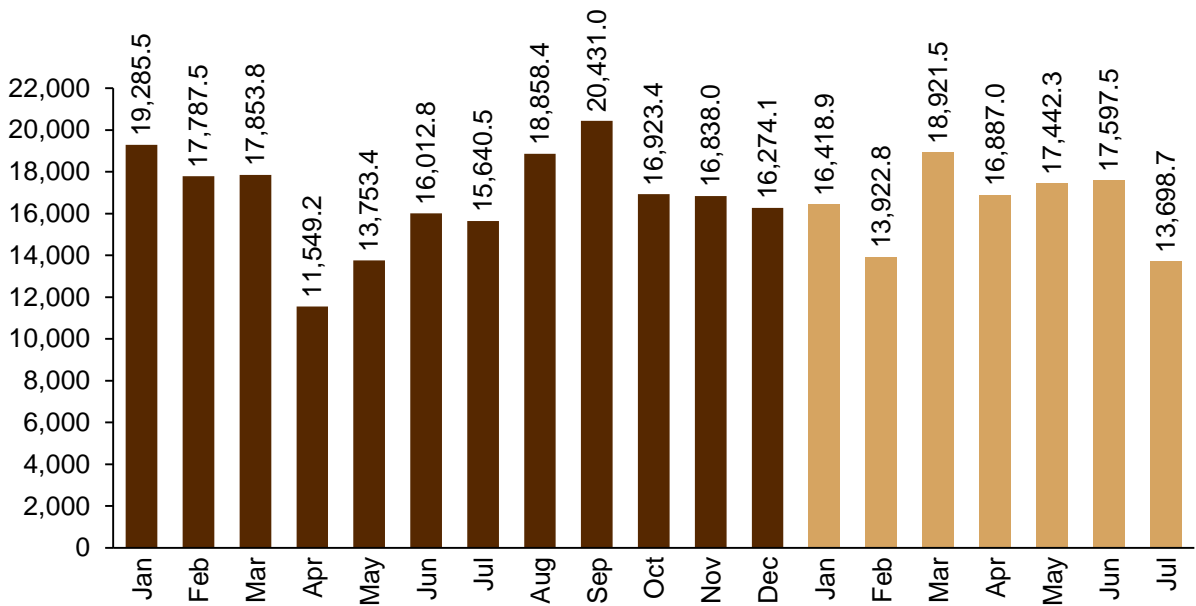


Source: General Administration of Customs

*The data for 2021 are preliminary

Figure 3: The value of non-oil foreign merchandise trade from Jan-Jul, 2020-2021*

Million AED

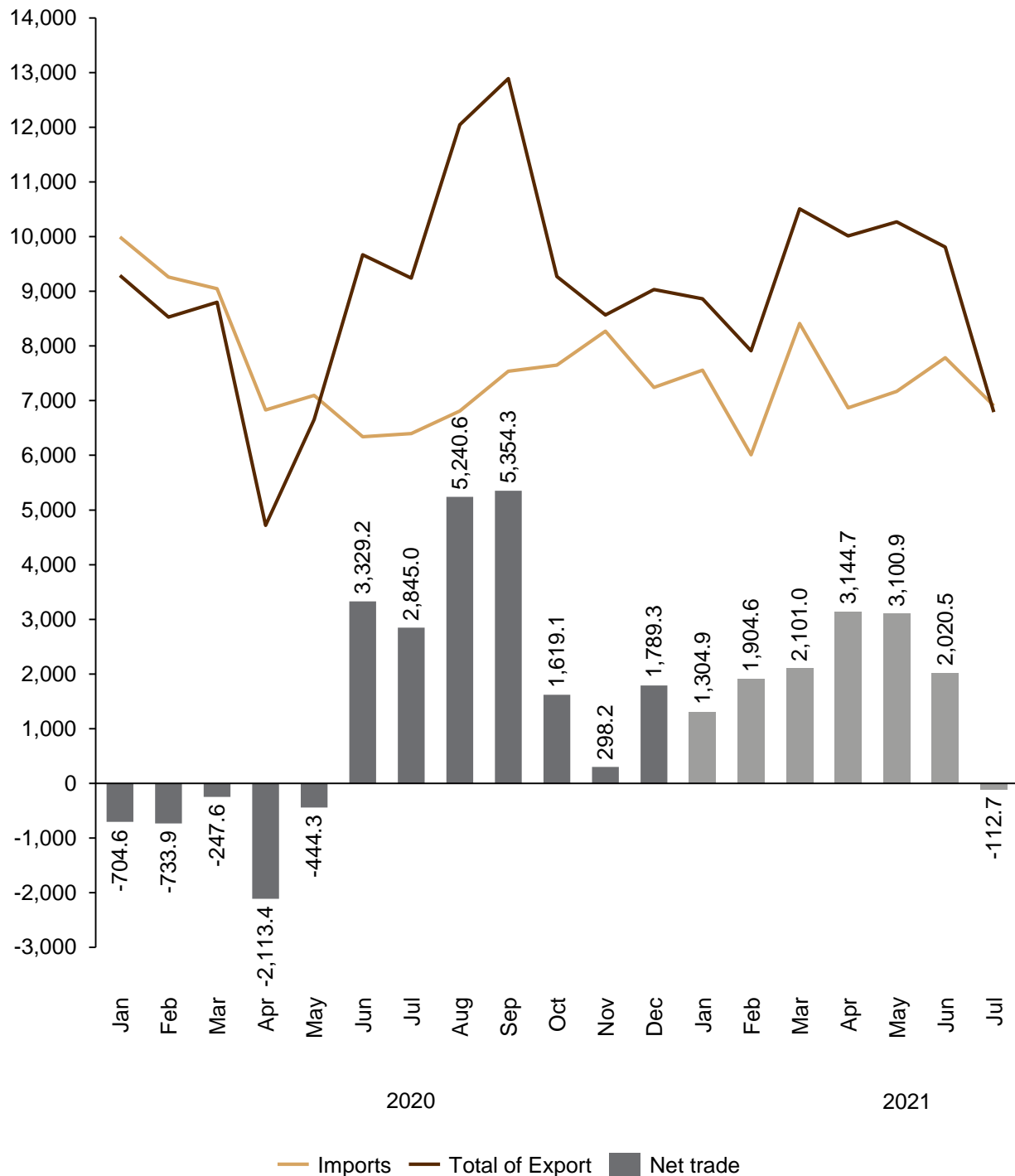


Source: General Administration of Customs

*The data for 2021 are preliminary

Figure 4: The value of non-oil net trade from Jan-Jul, 2020-2021*

Million AED

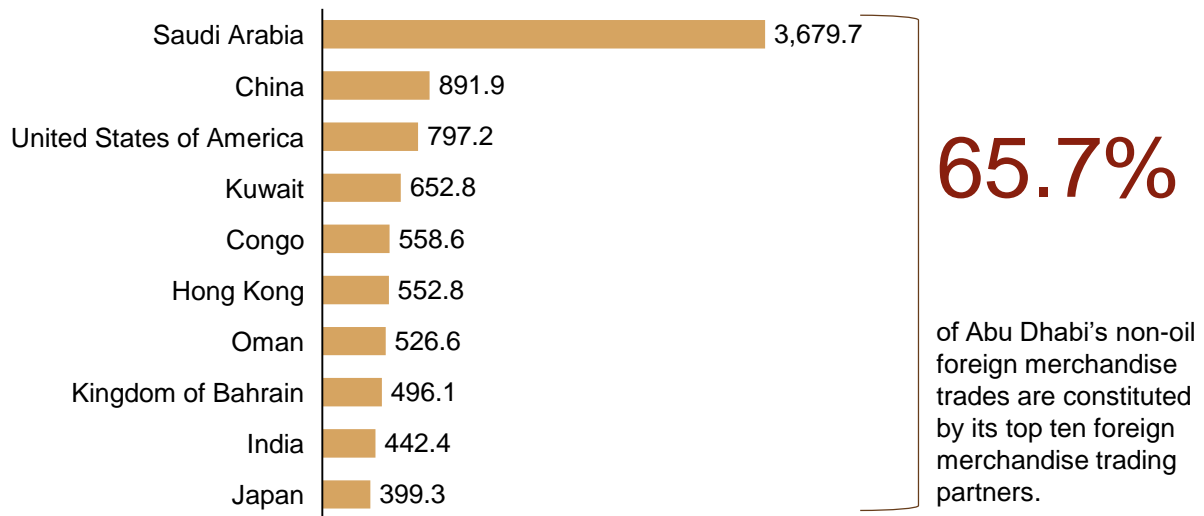


Source: Statistic Centre – Abu Dhabi

*The data for 2021 are preliminary

Figure 5: Top trade partners of non-oil foreign merchandise trade, July 2021*

Million AED

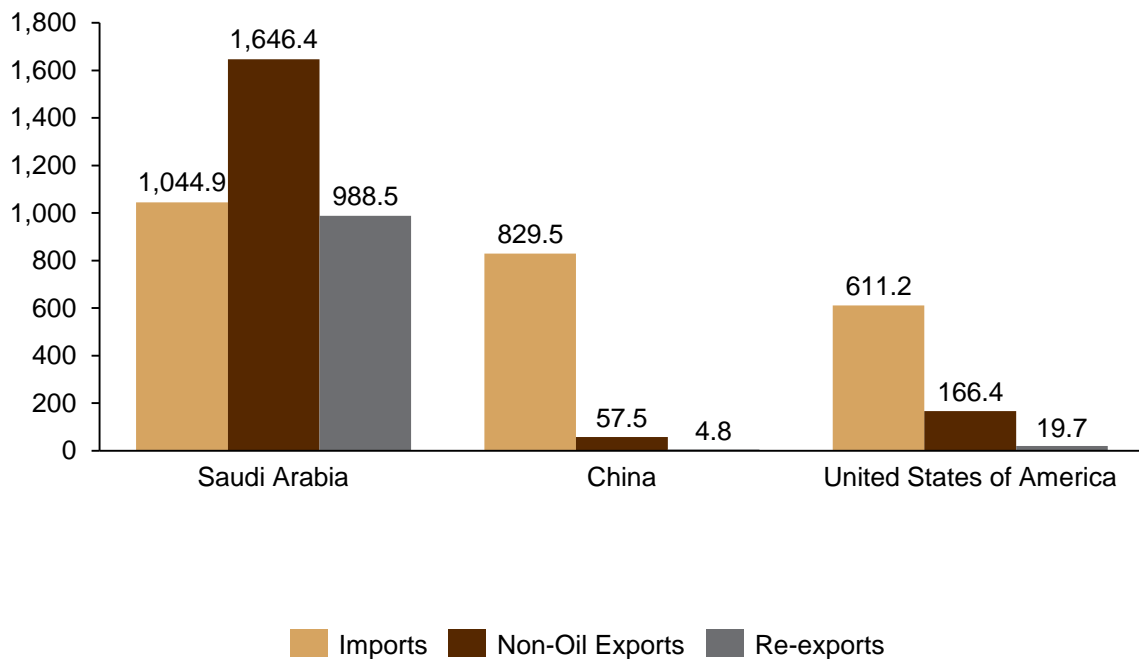


Source: General Administration of Customs

*The data for 2021 are preliminary

Figure 6: Top trade partners of non-oil foreign merchandise trade, July 2021*

Million AED

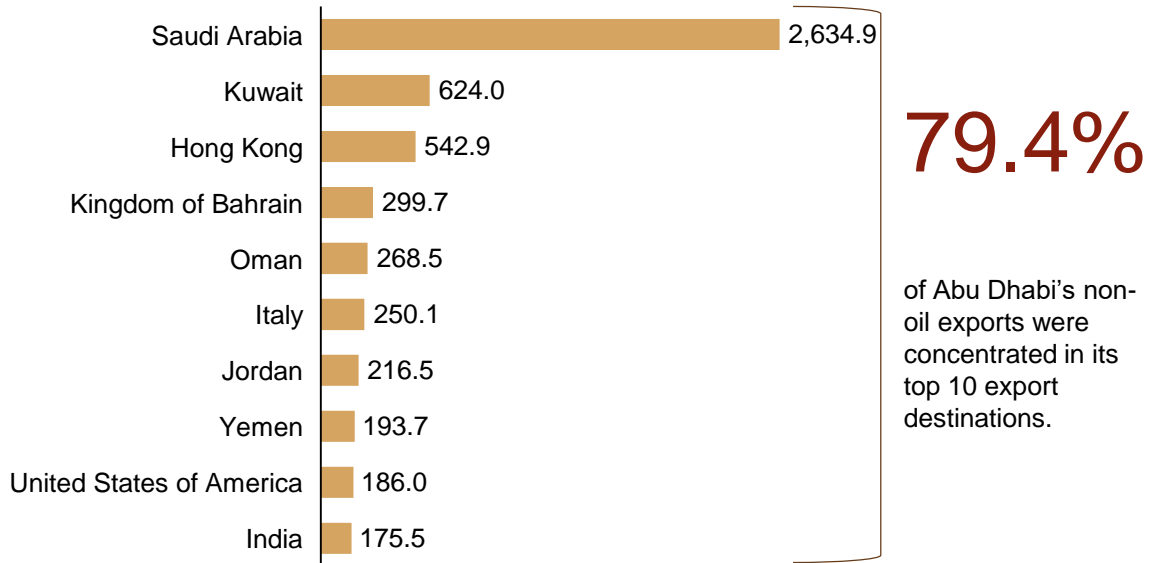


Source: General Administration of Customs

*The data for 2021 are preliminary

Figure 7: Top trade partners of total non-oil exports (non-oil exports & re-exports), July 2021*

Million AED

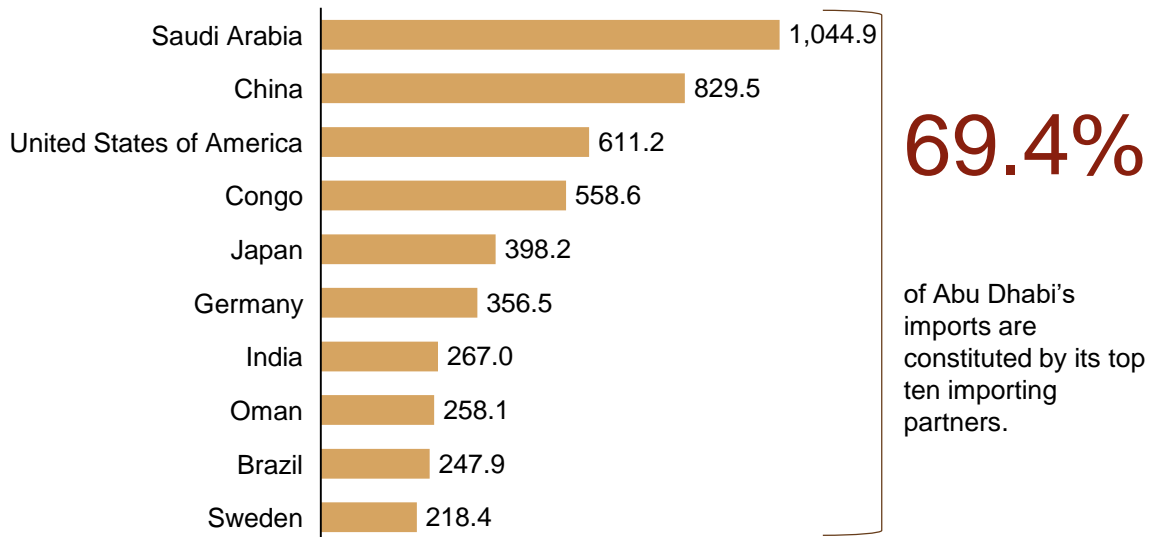


Source: General Administration of Customs

*The data for 2021 are preliminary

Figure 8: Top trade partners of imports, July 2021*

Million AED



Source: General Administration of Customs

*The data for 2021 are preliminary

Table 2: The value of non-oil foreign merchandise trade by Broad Economic Category (BEC) from Jan-Jul, 2020-2021*

Million AED

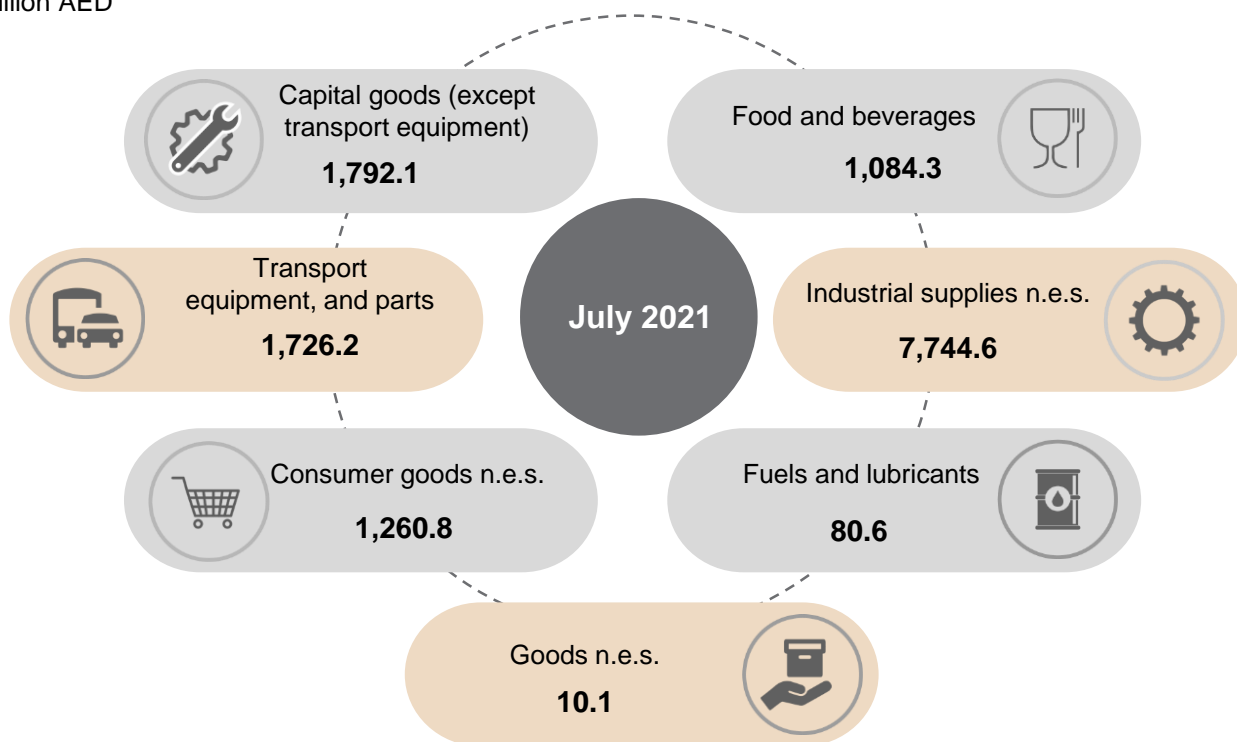
Commodities	Non-oil exports		Re-exports		Imports	
	2020	2021	2020	2021	2020	2021
Food and beverages	3,452.7	3,707.2	1,951.4	2,017.7	4,097.3	3,740.0
Industrial supplies n.e.s.	30,096.5	35,829.5	1,924.7	2,313.3	22,402.4	25,808.7
Fuels and lubricants	121.3	531.4	29.7	64.7	270.2	277.8
Capital goods (except transport equipment)	750.7	978.2	3,332.8	4,236.8	12,912.9	8,391.2
Transport equipment, and parts	383.3	310.6	9,852.5	6,822.7	11,341.4	8,014.8
Consumer goods n.e.s.	1,851.8	2,363.0	3,090.4	4,937.6	3,893.6	4,375.4
Goods n.e.s.	9.1	6.2	59.9	57.4	58.2	104.6
Total	36,665.3	43,726.2	20,241.3	20,450.2	54,976.0	50,712.6

Source: Statistic Centre – Abu Dhabi

*The data for 2021 are preliminary

Figure 9: The value of non-oil foreign merchandise trade by Broad Economic Category (BEC), July 2021*

Million AED

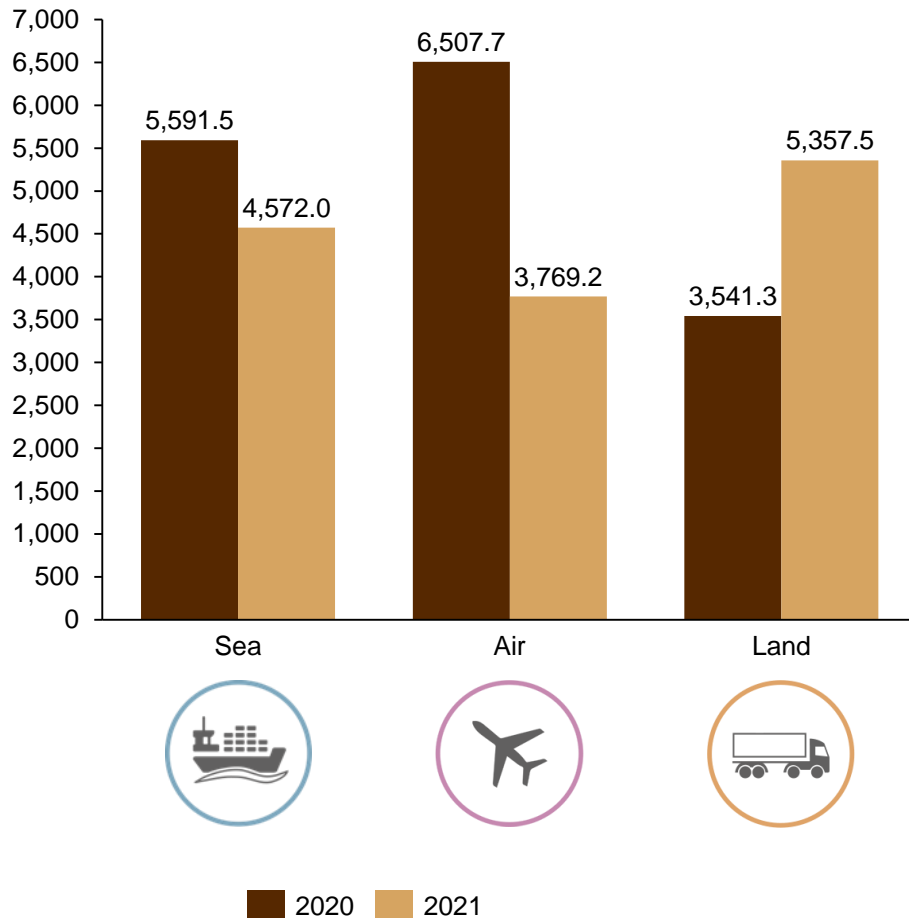


Source: Statistic Centre – Abu Dhabi

*The data for 2021 are preliminary

Figure 10: The value of non-oil foreign merchandise trade movement by transportation means, July, 2020-2021*

Million AED






Source: General Administration of Customs

*The data for 2021 are preliminary

Figure 11: The value of non-oil foreign merchandise trade, creative and technical goods, July 2021*

Million AED

 <p>Creative goods Harmonized System (HS code)</p>	Art crafts	59.6
	Audiovisuals	0.7
	Design	71.0
	New media	10.8
	Performing arts	0.1
	Publishing	34.3
	Visual arts	18.3
 <p>High-Tech Products Standard International Trade Classification (SITC4)</p>	Aerospace	196.1
	Computer office machines	175.7
	Electronics- telecommunications	239.2
	Pharmacy	661.2
	Scientific instruments	194.9
	Electrical machinery	15.5
	Chemistry	17.7
	Non-electrical machinery	47.1
 <p>Information and Communication Technology (ICT) goods Harmonized System (HS code)</p>	Computers and peripheral equipment	187.6
	Communication equipment	141.9
	Consumer electronic equipment	33.0
	Electronic components	17.6
	Miscellaneous	9.4

Source: Statistic Centre – Abu Dhabi

*The data for 2021 are preliminary

Explanatory notes

Technical notes

Data source

Data are obtained from General Administration of Customs. The data are processed and passed to Statistic Centre – Abu Dhabi for further editing, compilation and reclassified according to statistical classifications for foreign trade.

Valuation

In line with the World Customs Organization (WCO) agreement on valuation:

- Exports (including re-exports) are valued free on board (fob), which represents the value at the export border, and includes inland freight costs and packaging
- Imports are valued on the cost insurance and freight (c.i.f.) basis, which represents the value at the import border, and includes the additional cost of freight and insurance in transporting the goods internationally

Revision Policy

Monthly estimates of Foreign Trade are released on the following schedule: “Preliminary” estimates, based on administrative data that are incomplete or subject to further revision by the source agency, are released near the end of the second month after the end of the reference month. No further updates are incorporated into the monthly Foreign Trade until the source finalize its data four months after the end of the reference calendar year.

These revisions are necessary to incorporate definition and classification changes or to reflect the introduction of new and improved methodologies and new data.

Notes on Paragraphs and Tables

- Changes (levels and %) in all tables are based on unrounded numbers.
- Relative importance is calculated as the ratio between the value of the sub-group and the total value for all groups, expressed as a percentage.
- Totals in some tables may not add up due to rounding. (There may be differences in totals and percentages as a result of mathematical operations)
- The data for 2021 are preliminary.

Symbols used

- ‘-’ The value not available
- ‘0’ Approximately to zero
- n.e.s. Denotes ‘not elsewhere specified.’

Glossary

Classifications

The non-oil foreign merchandise trade statistics are presented in accordance with the two main internationally recommended output classifications: Harmonized System (HS) and Broad Economic Categories (BEC).

If users require statistics by the detailed Harmonized Commodity Description and Coding System (HS), these are available from SCAD on request. The HS is an input classification, and is the basis on which traders record goods with Customs.

Merchandise Trade

Foreign Merchandise Trade statistics record goods, which add to or subtract from the stock of material resources of Abu Dhabi by entering or leaving its territory. Throughout this publication, the term merchandise trade statistics refers to trade which moves through the ports of Abu Dhabi only, and do not capture inter-emirate trade activity.

Goods exchange

It is the merchandise foreign trade movement of exports, imports and re-exports, through the ports of the Emirate of Abu Dhabi.

Imports

Imports are goods that enter Abu Dhabi's customs and economic district from various parts of the world, excluding other emirates in the United Arab Emirates, and receive customs clearance. Goods are considered imports regardless of whether they enter the Emirate directly or are retrieved from customs warehouses, temporary entry areas or free zones inside the country. These goods receive customs clearance in order to become part of Abu Dhabi's merchandise balance.

Re-exports

Re-exports represent goods that are imported from abroad, enter Abu Dhabi's customs and economic district and become part of the Emirate's merchandise balance. These goods are then re-exported as they are, without any modification, outside the country.

Non-oil Exports

Non-oil exports include goods that are entirely produced locally or in whose production process local resources are used. Non-oil exports through the ports of Abu Dhabi include goods that were produced in other Emirates in the United Arab Emirates. Oil is excluded from these goods. These goods leave Abu Dhabi's customs and economic district to the outside world, reducing the Emirate's non-oil merchandise trade deficit.

Total of Exports

The total of exports is the total value of non-oil exports and re-exported goods.

Net trade

The net trade is measured as the total value of exported goods minus the total value of imported goods. When the total exports value is greater than the value of imports, there is a trade surplus, and when imports are greater than total exports there is a trade deficit.

Preliminary estimates

Estimates that have been calculated using only secondary data sources and methods. Users of this data should be aware that preliminary estimates will be revised when primary data sources become available for that time period.

Attachments

- Commodity foreign trade tables by Harmonized System (HS) code.
- Commodity foreign trade tables by country.

Disclaimer and Terms of use

SCAD produces official statistics for the benefit of government, communities, individuals, and businesses. SCAD shall not be liable for any loss or damage suffered by the user following the misuse of the statistics supplied in good faith by SCAD. Users of official statistics are responsible for determining when and how to use the statistics for specific purposes. The user exempts SCAD from any legal obligation related to errors that may occur outside its control or without its knowledge. The user also waives the to obtain compensation for losses or damages that may be caused as a result of any error. right

SCAD's official statistics are protected under copyright laws, except where otherwise indicated. The contents of this publication may be reproduced, in whole or in part, and by any means, without further permission from SCAD, provided that SCAD is fully acknowledged as follows:

Source: Statistics Centre – Abu Dhabi, year of publication, name of product, catalogue number, reference period and page(s).

Further information

For more information about the report or other official statistics, please send an email to: info@scad.gov.ae or visit SCAD website at <https://www.scad.gov.ae>



مركز الإحصاء
STATISTICS CENTRE

رؤيتنا: الريادة والابتكار في الإحصاء
Our Vision: Leadership and Innovation in Statistics



    adstatistics