



مركز الإحصاء  
STATISTICS CENTRE

# Economy Statistics | 2021

## Consumer Price Index

CPI (2014=100)

November 2021

Release date: December 2021

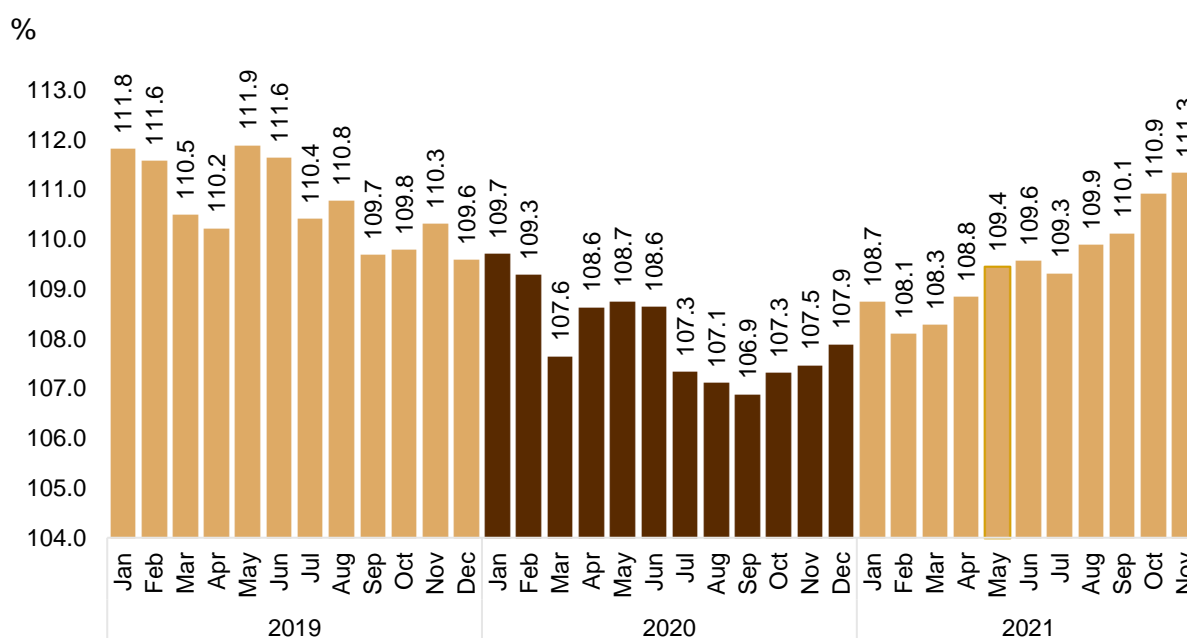


## Introduction

The Statistics Centre-Abu Dhabi is the sole governmental entity in the Emirate of Abu Dhabi responsible for computing and publishing the Consumer Price Index (CPI). For both prices and weights, the CPI base year was revised to 2014. The weights used in the new CPI were computed using data from the Emirate of Abu Dhabi's Household Income and Expenditure Survey 2014, which was conducted in 2013/2014. The methodology for calculating the CPI is based on the most up-to-date international standards and practices in this field.

This publication examines the CPI results for November 2021, using 2014 as the base year. The CPI results are broken down further by household welfare level and type, as well as the percentage contribution of the main expenditure groups to the annual price change.

**Figure 1: CPI for the months of 2019- 2021 (2014=100)**



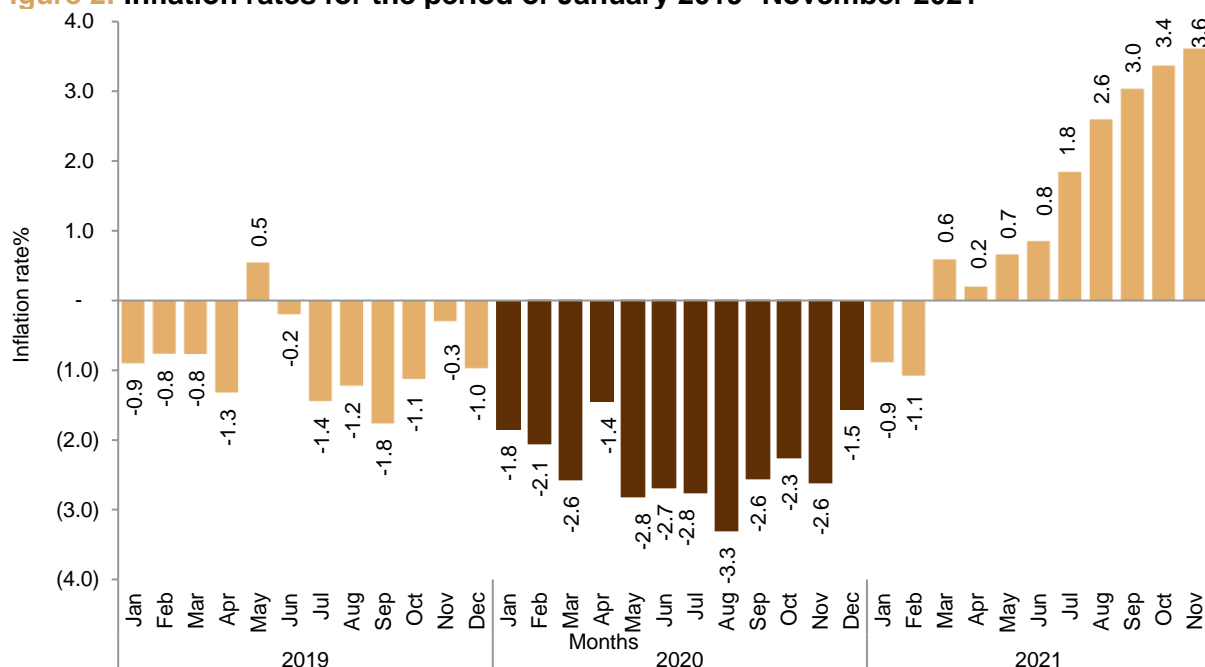
Source: Statistics Centre - Abu Dhabi

**Table 1: Main expenditure groups by weight, relative change and percentage contribution to the overall change during January- November 2021 compared with the same period in 2020**

Main expenditure groups	Weight	Relative change %	Contribution %
Food and beverages	12.3	-1.0	-9.3
Tobacco	0.2	0.0	0.0
Clothing and footwear	5.4	-4.5	-21.5
Housing, water, electricity, gas and fuels	31.2	0.2	3.9
Furnishings, household equipment and routine maintenance	7.2	0.9	5.0
Health	1.6	0.7	0.9
Transport	14.7	9.3	95.0
Communication	5.0	0.2	0.8
Recreation and culture	4.8	4.3	14.7
Education	6.9	1.0	5.5
Restaurants and hotels	3.8	2.5	7.5
Miscellaneous goods and services	7.0	-0.5	-2.5
<b>Total</b>	<b>100.0</b>	<b>1.3</b>	<b>100.0</b>

Source: Statistics Centre - Abu Dhabi

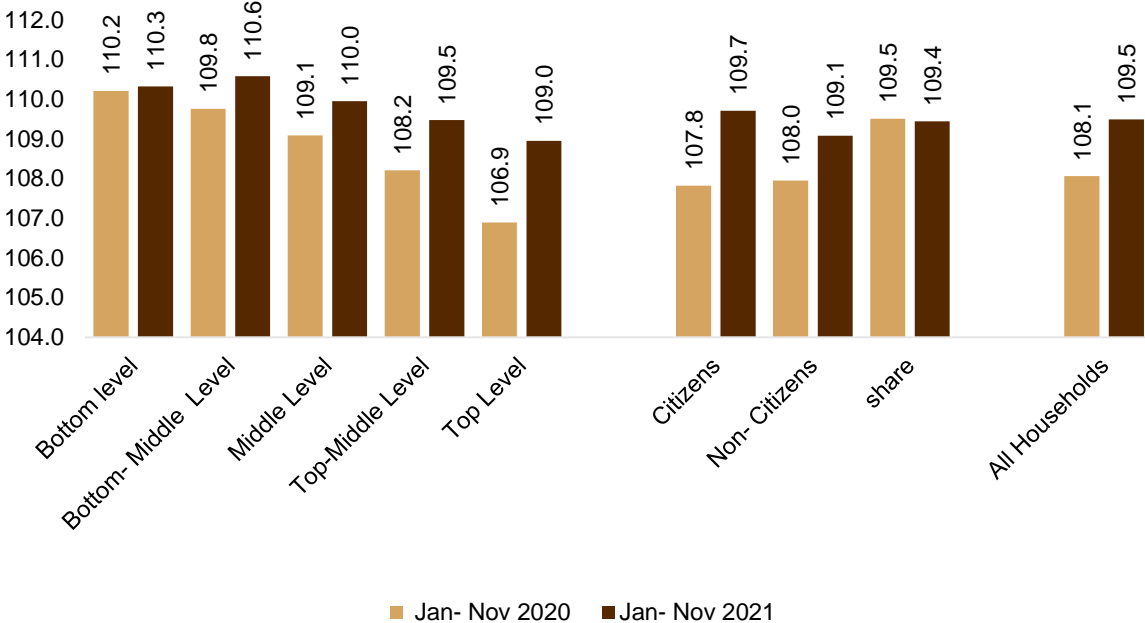
**Figure 2: Inflation rates for the period of January 2019- November 2021**



Source: Statistics Centre – Abu Dhabi

**Figure 3: Consumer Price Index by welfare level and household type during January-November 2021 compared with the same period in 2020 (2014=100)**

%



Source: Statistics Centre – Abu Dhabi

## Explanatory Notes

### Importance

The CPI provides monthly estimates on the rate of change in the prices of a consumer price basket in the Emirate of Abu Dhabi. Some of the significant utilizations of the CPI are:

- The CPI serves as an important economic indicator used in calculation of inflation rates. The Inflation rate is a key statistic for economic policymaking and is used for adjusting payments (such as rents and wages).
- Salaries and wages are being adjusted by international entities, big corporations and some governments based on the change taking place in the CPI.
- The CPI is used as a deflator in the compilation of national accounts at constant prices.

### Objectives

- Provide the data needed to calculate monthly and annual inflation rates.
- Calculate the rates of relative change in the averages of the main and sub-groups.
- Monitor movements in average prices.
- Provide the necessary indices in calculating the growth rates in the national income at constant prices.
- Update the poverty lines on a quarterly basis.

### Glossary

The publication contains technical terms related to price statistical indices and the Income and Prices section. To understand the publication, the reader should be familiar with these terms, and the publication includes the following terms:

**Inflation:** Average rise in the general level of prices

**Index:** is a number used to compare the relative change in any phenomenon (or a number of phenomena) at any time or place.

**Price:** is defined as the market value of one unit of a good or service.

**Consumer Price:** A price paid by a consumer to gain a commodity or service.

**Comparison Period:** It is the time period that we want to compare its' prices or quantities or values with another period.

**Base Period:** It refers to the period to which the current period is being compared.

**Weight:** It is the percentage calculated by dividing the households' expenditure on a determined good\ service on the total households' expenditure on all goods and services.

**CPI Basket:** The Goods and services that comprise the CPI. Each item\ service has a weight.

**Consumer Basket:** The goods and services that represent the CPI basket. The goods and services in this basket do not have weights.

### Coverage

Prices are collected from the three regions of the Emirate of Abu Dhabi (Abu Dhabi, Al Ain, Al Dhafra), where the consumer price index is representative of all the main regions of the Emirate.

## **Periodicity**

The Consumer Price Index is published monthly and annually.

## **Classification**

The COICOP (Classification of Individual Consumption according to Purpose) method is used to calculate the CPI. The COICOP classification is a United Nations classification that is used for statistical purposes.

## **Data sources**

Data are obtained through a field survey by collecting the prices from different outlets distributed across Abu Dhabi Regions (Abu Dhabi, Al Ain and Al Dhafra) The data are then processed and passed to the Prices and Income Section at Statistic Centre – Abu Dhabi for further editing and compilation. Moreover, there are administrative data that are received from Abu Dhabi Department of Urban Planning and Municipalities and Department of Education and knowledge.

## **Data collection form**

Prices are collected through an electronic program downloaded on the iPad.

## **Sample design**

Sample proportional to size

## **Data collection**

Prices for the basket of goods and services are collected through field visits by Enumerators (Field Interviewers) in the field on a weekly, monthly, and quarterly basis, through iPad.

## Data auditing and calculation method

The price audit process goes through several stages:

- Validation rules have been added to the change in prices, where the goods / service whose change in the price exceeds a certain limit are shown, as these limits were set based on the historical change in the prices of goods and services.
- Review the price history on a weekly basis with the Enumerators (Field Interviewers).
- A mechanism has been set up for the treatment of seasonal goods.
- Final review of the prices for the three geographical regions (Abu Dhabi, Al Ain and Al Dhafra).

The CPI was calculated using Laspeyres method

$$CPI_L = \sum \frac{P_{li}}{P_{0i}} \times W_{0i}$$

## Output indicators

- Consumer Price Index - Emirate level
- Consumer Price Index - Regional Level
- Consumer Price Index - household welfare level
- Consumer Price Index - household type level
- Inflation rates
- Ramadan food price index

## Timeline

The Consumer Price Index is issued 15 working days after the reference month ends

## Dissemination

The consumer price index data is published as follows:

- SCAD website
- Press release
- Sallatna application

## Improvement

A smart application has been developed on smartphones, "Sallatna", so that the consumer price index basket is displayed at all levels of publication, indices, monthly and yearly inflation rates, in addition to average prices, and it is possible to make a comparison with previous months. Currently, work is being done in coordination with the Information Technology Department on the "E- link" project with Hypermarkets, outlets and other data providers, so that the prices of goods and services are provided directly to the databases in order to save the effort and time that the Enumerators (Field Interviewers) and the Statistical Researcher go through in extracting the results of the consumer price index.

## **Disclaimer and Terms of use**

SCAD produces official statistics to meet the needs of government, communities, individuals, and businesses. SCAD shall not be liable for any loss or damage suffered by the user following the misuse of the statistics supplied in good faith by SCAD. Users of official statistics are responsible for determining when and how to use the statistics for specific purposes. The user exempts SCAD from any legal obligation related to errors that may occur outside its control or without its knowledge. The user also waives the right to obtain compensation for losses or damages that may be caused as a result of any error.

SCAD's official statistics are protected under copyright laws, except where otherwise indicated. The contents of this publication may be reproduced, in whole or in part, and by any means, without further permission from SCAD, provided that SCAD is fully acknowledged as follows:

Source: Statistics Centre – Abu Dhabi, year of publication, name of product, catalogue number, reference period and page(s).

## **Further information**

For more information about the report or other official statistics, please send an email to: [info@scad.gov.ae](mailto:info@scad.gov.ae) or visit SCAD website at [www.scad.gov.ae](http://www.scad.gov.ae)





مركز الإحصاء  
STATISTICS CENTRE

رؤيتنا: الريادة والابتكار في الإحصاء  
Our Vision: Leadership and Innovation in Statistics



[www.scad.gov.ae](http://www.scad.gov.ae)



adstatistics